

Emergent and broken symmetries of atomic self-organization arising from Gouy phase shifts in multimode cavity QED

Yudan Guo,^{1,2} Varun D. Vaidya,^{1,2,3} Ronen M. Kroeze,^{1,2} Rhiannon A. Lunney,^{4,*} Benjamin L. Lev,^{1,2,3} and Jonathan Keeling⁴

¹*Department of Physics, Stanford University, Stanford, California 94305, USA*

²*E. L. Ginzton Laboratory, Stanford University, Stanford, California 94305, USA*

³*Department of Applied Physics, Stanford University, Stanford, California 94305, USA*

⁴*SUPA, School of Physics and Astronomy, University of St Andrews, St Andrews KY16 9SS, United Kingdom*



(Received 25 October 2018; published 14 May 2019)

Optical cavities can induce photon-mediated interactions among intracavity-trapped atoms. Multimode cavities provide the ability to tune the form of these interactions, e.g., by inducing a nonlocal sign-changing term to the interaction. By accounting for the Gouy phase shifts of the modes in a nearly degenerate, confocal, Fabry-Pérot cavity, we provide a theoretical description of this interaction, along with additional experimental confirmation to complement that presented in the companion paper [Y. Guo *et al.*, *Phys. Rev. Lett.* **122**, 193601 (2019)]. Furthermore, we show that this interaction should be written in terms of a complex order parameter, allowing for a U(1) symmetry to emerge. This symmetry corresponds to the phase of the atomic density wave arising from self-organization when the cavity is transversely pumped above a critical threshold power. We show theoretically and experimentally how this phase depends on the position of the Bose-Einstein condensate within the cavity and discuss mechanisms that break the U(1) symmetry and lock this phase. We then consider alternative Fabry-Pérot multimode cavity geometries (i.e., beyond the confocal) and schemes with more than one pump laser and show that these provide additional capabilities for tuning the cavity-mediated interaction among atoms, including the ability to restore the U(1) symmetry despite the presence of symmetry-breaking effects. These photon-mediated interactions may be exploited for realizing quantum liquid crystalline states and spin glasses using multimode optical cavities.

DOI: [10.1103/PhysRevA.99.053818](https://doi.org/10.1103/PhysRevA.99.053818)

I. INTRODUCTION

The cavity QED system of quantum degenerate atoms trapped inside an optical cavity opens numerous possibilities for studying quantum many-body systems in a driven dissipative setting [1]. Recent advances include demonstration of supersolidity [2], supermode-polariton condensation [3], and spinor self-ordering [4]. Beyond the traditional single-mode-cavity system, degenerate multimode cavities have emerged as promising platforms for realizing nontrivial interactions among trapped atoms [5] and exotic photonic matter [6]. Simultaneously addressing the multiple degenerate (or nearly degenerate) modes of a cavity, which may have distinct and incommensurate transverse spatial profiles, greatly expands the number of transverse degrees of the freedom in the cavity. This in turn provides the ability to engineer tunable-range cavity-photon-mediated interactions, as described in our previous work of Ref. [5].

A less-studied and subtle point is the role of the differing longitudinal profiles of these degenerate modes, particularly the effect of the Gouy-phase-shift contribution [7].¹ As briefly mentioned in Ref. [5] and presented more extensively in the

companion paper of Ref. [13], the Gouy phase shifts affect how different transverse modes sum to produce an effective nonlocal and sign-changing cavity-mediated interaction in the transverse direction. The present work explores the origin of this effect and its consequences.

For a Bose-Einstein condensate (BEC) trapped in a transversely pumped cavity, atoms will start to self-organize coinciding with the superradiant emission of cavity photons; i.e., atoms will form a density wave commensurate with the optical lattice due to the dynamically generated cavity light when the cavity-mediated interaction overcomes the kinetic energy cost of the associated density wave [1,3,5,14–16]. Compared to the case of a single-mode cavity [16], where the density wave is forced to conform to the shape of the single cavity mode and the transition is adequately described by the Hepp-Lieb-Dicke model [1,17], atoms in a degenerate cavity have more freedom. The interference of many transverse modes allows the atoms to adopt a far wider range of shapes, which can induce a more exotic phase transition [18,19]. Moreover, the intracavity photons can be in a superposition of many modes, leading to a localized photonic wave packet. This induces a localized short-range photon-mediated interaction between atoms [5]. In addition, the distinct longitudinal profiles of the transverse modes, due to Gouy phase shifts, result in a phase degree of freedom of the density wave. That is, not only the amplitude, but also the phase of the atomic density wave can vary across the cavity and can in principle become free [in the

*Present address: School of Physics and Astronomy, Cardiff University, Cardiff CF24 3AA, United Kingdom.

¹The many interpretations of the Gouy phase shift are discussed in Refs. [8–12].

sense of a U(1) symmetry] under special conditions. These features, especially the enhanced phase space of the order parameter, greatly enrich the physics of the self-organization transition.

In this paper we present a detailed theoretical and experimental study of how Gouy phase shifts induce this nonlocal interaction and determine the atomic-density-wave phase degree of freedom through this interaction. Section II presents a general derivation of cavity-mediated interactions, complementing that first discussed in our Ref. [5], while also deriving a general form of the nonlocal interaction studied in the companion paper [13]. Section III A then discusses how these interactions determine the density-wave state arising from the Dicke superradiant, self-ordering density-wave transition studied in the companion paper [13]. We also show how the spatial structure of the field emitted from the cavity reveals important information about the phase of the atomic density wave. Restricting the study to an ideal confocal cavity, we show that the atomic density wave possesses a continuous degree of phase freedom and a U(1) symmetry emerges at special positions in the cavity. Section IV discusses this U(1) symmetry in an ideal confocal cavity. We provide a qualitative discussion of the physical picture behind cavity-mediated interactions in Sec. III B. Section V describes the mechanisms that break this symmetry in realistic confocal cavities coupled to BECs of finite size. Results of experiments that image cavity field emission are presented, demonstrating this symmetry breaking. Section VI then describes the consequences of this symmetry breaking for realizing various quantum many-body systems such as quantum liquid crystalline states [18,19]. Section VII presents a proposal for a pumping scheme that restores the U(1) symmetry and is robust against various possible symmetry-breaking effects. Generalization of the cavity-mediated interaction to three dimensions is also discussed in Sec. VIII. Finally, before concluding remarks, we derive in Sec. IX the form that cavity-induced interactions take in Fabry-Pérot multimode cavities with geometries beyond the confocal.

II. CAVITY-MEDIATED INTERACTION AND SELF-ORGANIZATION

We start by introducing a model of N atoms in a BEC with wave function $\Psi(\mathbf{x})$ and interacting with cavity modes described by annihilation operators $\hat{a}_{\mu,Q}$. The cavity axis is taken to lie along \hat{z} , while the transverse standing-wave pump field is oriented along \hat{x} . The Hamiltonian for this can be written as

$$\begin{aligned}
 H = & - \sum_{\mu,Q} \Delta_{\mu,Q} \hat{a}_{\mu,Q}^\dagger \hat{a}_{\mu,Q} \\
 & + N \int d^3\mathbf{x} \Psi^*(\mathbf{x}) \left(-\frac{\nabla^2}{2m} + V(\mathbf{x}) + \frac{U}{2} |\Psi(\mathbf{x})|^2 \right) \Psi(\mathbf{x}) \\
 & + \frac{N}{\Delta_a} \int d^3\mathbf{x} \Psi^*(\mathbf{x}) |\hat{\phi}|^2 \Psi(\mathbf{x}). \quad (1)
 \end{aligned}$$

For compactness, we index the transverse modes with the single variable μ , rather than separate indices l and m for the Hermite-Gauss functions of the x and y coordinates. We thus use $\mu = (l, m)$ to label the transverse electric electro-

magnetic mode function $\text{TEM}_\mu \equiv \text{TEM}_{l,m}$ and define the total mode family index $n_\mu = l + m$. The index Q defines the longitudinal mode number; we keep the dependence on this explicit for now. When we later consider a given family of degenerate modes in a confocal or equivalent cavity, the longitudinal and transverse mode numbers are related to one another. This behavior is discussed in detail for general cases of multimode cavity geometries in Sec. IX.

The first term in Eq. (1) is the Hamiltonian of the cavity modes with detuning from the transverse pump field $\Delta_{\mu,Q}$. The second line is the standard Hamiltonian for a weakly interacting BEC with contact interactions of strength U in an external trap $V(\mathbf{x})$. The final line is the optical potential from the Stark shift, proportional to $1/\Delta_a$, due to the combined cavity and pump light. The light field $\hat{\phi}$ thus consists of the standing-wave pump and a sum over all cavity modes with their transverse and longitudinal spatial dependence [8],

$$\begin{aligned}
 \hat{\phi}(\mathbf{r}) = & \Omega \cos(k_r x) \\
 & + g_0 \sum_{\mu,Q} \hat{a}_{\mu,Q} \Xi_\mu(\mathbf{r}) \cos \left[k_r \left(z + \frac{r^2}{R(z)} \right) - \theta_{\mu,Q}(z) \right]. \quad (2)
 \end{aligned}$$

Here Ω is the pump's Rabi frequency, k_r is the recoil momentum of the atom, g_0 is the bare atom-cavity coupling strength defined for an atom coupled to the peak intracavity field of the TEM_{00} mode, and $\Xi_\mu(\mathbf{r})$ are Hermite-Gauss mode functions of the cavity. We have restricted the sum in this expression to run over those cavity photon modes that are near resonance with the pump, and hence the longitudinal wave vector is also set to k_r . Only these modes can be populated by scattering from the pump. In writing in Eq. (2) we have included the radial dependence of the phase $r^2/R(z)$, where $R(z) = z + z_R^2/z$ is the radius of curvature of the phase fronts at longitudinal position z and z_R is the Rayleigh length. When we consider atoms near the cavity midplane $z = 0$, we have that $R(z) \rightarrow \infty$, so the phase fronts become flat and this contribution to the phase can be neglected. The form of Eq. (2) results in a spatially varying single-photon Rabi frequency $g_0 \Xi_\mu(\mathbf{r})/\Xi_{00}(0)$ for the mode μ (assuming atoms are located at the antinodal planes along the cavity). Note that here and in the following we use \mathbf{r} to denote the coordinate in the plane transverse to the cavity axis.

The cosine appearing in Eq. (2) also contains the term $\theta_{\mu,Q}(z)$, which describes terms varying slowly compared to $k_r z$. The subscripts indicate that this term depends on both the transverse index μ and the longitudinal mode number Q . We may write this term as [8]

$$\theta_{\mu,Q}(z) = \psi(z) + n_\mu [\psi(L/2) + \psi(z)] - \xi_{\mu,Q}. \quad (3)$$

We note that because we have not yet assumed a confocal cavity, the structure of this term is in general more complex than the analogous expression in our previous work [5]. This term accounts for several effects. First, in order to satisfy Maxwell's equations, terms which vary faster in the transverse plane must vary more slowly along the cavity axis. Thus, the z dependence of the phase is given by $(n_\mu + 1)\psi(z)$, where we have $\psi(z) = \arctan(z/z_R)$. The existence of this extra phase evolution, known as the Gouy phase shift or phase anomaly

[7,8], and particularly its n_μ dependence (i.e., the phase shift increases for greater n_μ), is the source of the rich physics discussed in this paper. The other term contained in Eq. (3), $n_\mu \psi(L/2) - \xi_{\mu,Q}$, describes phase offsets required for the cosine function to match boundary conditions at the mirrors (which are assumed to be placed at $z = \pm L/2$). The division of this phase shift into the two terms $n_\mu \psi(L/2)$ and $\xi_{\mu,Q}$ will simplify the expressions when we consider a degenerate cavity below.

As noted earlier, atoms subject to transverse pumping, as described by Eq. (1), will undergo self-organization to form an atomic density wave commensurate with the optical lattice due to the pump and cavity light. To describe this transition, we need to write the motional wave function of the atoms, allowing for scattering of atoms by the combined pump and cavity lattices. We assume that most of the condensate is in the ground state, with a small fraction having undergone a momentum kick from either scattering a photon from the retroreflected transverse pump into the cavity or vice versa. Hence, we write

$$\Psi(\mathbf{x}) = Z(z - z_0) \sqrt{\rho(\mathbf{r})} [\psi_0 + \sqrt{2} \cos(k_r x) \times \{\psi_c \cos(k_r z + \delta) + \psi_s \sin(k_r z + \delta)\}], \quad (4)$$

where $Z(z)$ is an envelope function which describes the confinement of the gas at a position z_0 along the \hat{z} direction, $\rho(\mathbf{r})$ is the density profile of the atoms in the cavity transverse plane, ψ_0 is the amplitude of the ground-state condensate wave function of the gas, and $\psi_{c,s}$ are the amplitudes of the parts of the gas that have been scattered into two out-of-phase density profiles. The separable form of this ansatz relies on the assumption that the atoms are confined tightly enough in the z direction that we can neglect variation of the Gouy phase across the cloud, i.e., that the extent in z is much smaller than the Rayleigh length and that the atom density profile $\rho(\mathbf{r})$ is smooth on the scale of a wavelength. We have written two independent components ψ_c and ψ_s to allow us to describe an emergent freedom between the amplitudes of these two components. The fixed phase offset δ is introduced for later convenience; in the following we will choose a value which enables us to simplify overlaps with the light field. We may also consider ψ_c and ψ_s as being the real and imaginary

components of a complex order parameter describing the atomic density wave, i.e., using $\psi_1 = \psi_c + i\psi_s$ and thus writing

$$\Psi(\mathbf{x}) = Z(z - z_0) \sqrt{\rho(\mathbf{r})} [\psi_0 + \sqrt{2} \cos(k_r x) \text{Re}\{\psi_1 e^{ik_r z + \delta}\}].$$

We can now use Eq. (1) to find the mean-field equations of motion for $\psi_{0,c,s}$ and $\alpha_{\mu,Q} \equiv \langle \hat{a}_{\mu,Q} \rangle$. It is convenient to write equations in terms of only the transverse coordinates \mathbf{r} , for which we must perform the z integral in Eq. (1). This can be done straightforwardly in the limit where we assume that $Z(z)$ has a width w_z and that $\lambda \ll w_z \ll z_R$. The first inequality allows us to drop any terms oscillating at wave vector k_r or $2k_r$; this imposes momentum conservation so that recoiling atoms pick up the difference of pump and cavity momenta. The second condition means that we can evaluate the slowly varying phase terms as being effectively constant over the width of the gas: We can approximate $\theta_{\mu,Q}(z) \simeq \theta_{\mu,Q}(z_0)$. Both conditions are well satisfied in typical experiments [5].

In this paper we will consider the onset of self-organization, where the $\psi_{c,s}$ become nonzero, leading to an atomic density wave with an associated occupation of the cavity modes. To understand the transition to this state and the patterns of atomic density waves which become occupied, we focus on linear stability of the normal state. That is, we linearize in the variables ψ_c , ψ_s , and α_μ . In this linearized treatment, we find that all the relevant z integrals involve a cross term between pump light and cavity light that causes scattering between at-rest atoms ψ_0 and $\psi_{c,s}$. We then find that the z integrals yield two possible overlap values

$$\mathcal{O}_{\mu,Q}^\sigma = \begin{cases} \cos[\theta_{\mu,Q}(z_0) - \delta], & \sigma = c \\ \sin[\theta_{\mu,Q}(z_0) - \delta], & \sigma = s, \end{cases} \quad (5)$$

where the superscript σ distinguishes between two possible out-of-phase density waves $\psi_{c,s}$. In Sec. IX we will revisit the assumption that we may approximate the z dependence of $\theta_{\mu,Q}$ by its value at $z = z_0$ and consider the leading-order corrections to this result.

In the linearized regime, we need only consider equations for ψ_σ and $\alpha_{\mu,Q}$ because the ground-state amplitude ψ_0 can be considered constant. Using the above overlaps, we find that the linearized equations take the form

$$i\partial_t \alpha_{\mu,Q} = -(\Delta_{\mu,Q} + i\kappa) \alpha_{\mu,Q} - \frac{g_0^2 N}{2\Delta_a} \sum_\nu \int d\mathbf{r} |\psi_0|^2 \rho(\mathbf{r}) \Xi_\mu(\mathbf{r}) \Xi_\nu(\mathbf{r}) \alpha_{\nu,Q'(\nu)} - \frac{g_0 N \Omega}{2\sqrt{2}\Delta_a} \int d\mathbf{r} \Xi_\mu(\mathbf{r}) \rho(\mathbf{r}) \sum_{\sigma=c,s} [\psi_0^* \psi_\sigma + \psi_0 \psi_\sigma^*] \mathcal{O}_{\mu,Q}^\sigma, \quad (6)$$

$$i\partial_t \psi_\sigma = \int d\mathbf{r} (\mu + 2\omega_r) \rho(\mathbf{r}) \psi_\sigma + \frac{1}{2} \int d\mathbf{r} U \psi_0^2 \psi_\sigma^* \rho(\mathbf{r}) - \frac{g_0 \Omega}{2\sqrt{2}\Delta_a} \int d\mathbf{r} \sum_{\mu,Q} (\alpha_{\mu,Q}^* + \alpha_{\mu,Q}) \Xi_\mu(\mathbf{r}) \psi_0 \rho(\mathbf{r}) \mathcal{O}_{\mu,Q}^\sigma, \quad (7)$$

where we have included the photon loss rate 2κ , μ is the chemical potential of the ground-state condensate (when not used as an index), and ω_r is the recoil energy $k_r^2/2m$. The chemical potential is introduced purely to eliminate the time dependence of the condensate wave function. In writing these equations, we have dropped fast oscillating terms due

to the pump since the atomic density profile extends over several optical wavelengths λ . The subscript $Q'(\nu)$ appearing on the amplitude α in the first expression indicates the fact that, since we restrict the summation to include cavity modes nearly resonant with the pump, the allowed longitudinal mode numbers Q' and transverse modes ν in the

sum are not independent. The precise restriction on how Q relates to ν depends on the degeneracy of the cavity and is discussed further in the following section when we consider a confocal cavity.

Since we expect the cavity field to reach a steady state on a timescale much faster than the atomic motion, we adiabatically eliminate the photons by setting the time derivative in Eq. (6) to zero and solve for $\alpha_{\mu,Q}$. We also neglect the corrections to the bare cavity modes caused by the ground-state atomic gas; i.e., the term proportional to the integral of $|\psi_0|^2$ is neglected. Substituting $\alpha_{\mu,Q}$ back into the equation of motion of the atomic condensate gives

$$\begin{aligned} i\partial_t\psi_\sigma &= \int d\mathbf{r}(\mu + 2\omega_r)\rho(\mathbf{r})\psi_\sigma + \frac{1}{2} \int d\mathbf{r} U \psi_0^2 \psi_\sigma^* \rho(\mathbf{r}) \\ &+ \frac{g_0^2 \Omega^2 N}{2\Delta_a^2 \Delta_{\mu_0, Q_0}} \int d\mathbf{r} \int d\mathbf{r}' \sum_{\tau=c,s} \text{Re}\{\mathcal{D}_{\sigma\tau}(\mathbf{r}, \mathbf{r}')\} \\ &\times \rho(\mathbf{r})\rho(\mathbf{r}')|\psi_0|^2[\psi_\tau + \psi_\tau^*], \end{aligned} \quad (8)$$

where Δ_{μ_0, Q_0} is taken as the detuning of some reference mode (which later we will take as the fundamental mode in a degenerate family) and the cavity-mediated interaction takes the form

$$\mathcal{D}_{\sigma\tau}(\mathbf{r}, \mathbf{r}') = \Delta_{\mu_0, Q_0} \sum_{\mu, Q} \frac{\Xi_\mu(\mathbf{r})\Xi_\mu(\mathbf{r}')}{\Delta_{\mu, Q} + i\kappa} \mathcal{O}_{\mu, Q}^\sigma \mathcal{O}_{\mu, Q}^\tau. \quad (9)$$

This interaction matrix describes the interaction in terms of the real and imaginary components ψ_τ of the complex order parameter describing atomic density waves, with freedom of both density-wave amplitude and phase.

Expression (9) captures the general cavity-mediated interaction between the two density-wave components without any assumptions about the structure of the cavity modes or their degeneracies. In the following sections we will focus on a confocal cavity, where many modes are degenerate (or nearly so in realistic cavities), and restrict our attention to that family of nearly resonant modes closest to the pump frequency, with all other mode families being relatively far detuned.

III. CAVITY-MEDIATED INTERACTIONS IN A CONFOCAL CAVITY

A. Derivation of interaction for a confocal cavity

In this section we consider how the general results of the preceding section apply for a confocal cavity. As noted in the Introduction and preceding section, for a degenerate cavity, the existence of many degenerate modes allows for both transverse spatial variation of the light and for transverse variation of whether it couples to sine or cosine atomic density waves. To explore this, we will examine how the effective cavity-mediated interaction matrix behaves in the confocal limit.

We first summarize the standard results [8] for the parameters defining the mode functions in a confocal cavity; a general derivation of equivalent results for all degenerate Fabry-Pérot cavities is given in Sec. IX. A confocal cavity is defined by the cavity geometry $R = L$, where R is the radius of curvature of the mirrors and L is the length of the cavity. Matching the curvature of phase fronts with the radius of curvature of

the mirrors, we find that the Rayleigh length $z_R = L/2$. This means that $\psi(\pm L/2) = \pm\pi/4$ and so we may evaluate the phase difference between the two ends of the cavity as

$$\begin{aligned} Q\pi &= k_r L - [\theta_{\mu, Q}(L/2) - \theta_{\mu, Q}(-L/2)] \\ &= k_r L - (n_\mu + 1)\pi/2. \end{aligned} \quad (10)$$

We thus see that for a given family of degenerate modes, i.e., having fixed wave vector k_r , the longitudinal mode number Q is locked to μ via $Q = Q_0 - (n_\mu - \eta)/2$, where Q_0 determines the longitudinal mode number of the lowest transverse mode within a given degenerate family and $\eta = 0$ or 1. As expected for a confocal cavity, this formula leads to separately resonant families of odd and even transverse modes as selected by η . We consider a regime where one specific degenerate family is near resonant with the pump laser and all other degenerate frequencies can be neglected. Because of this, we can suppress the Q dependence of the formulas written in Sec. II and sum only over transverse modes. We can however allow small deviations from confocality, by considering the detunings within the near-resonant family to take the form $\Delta_{\mu, Q} \rightarrow \Delta_\mu = \Delta_{Q_0} + n_\mu \epsilon$, where Δ_{Q_0} is the detuning of the fundamental mode in a given family and ϵ describes the residual splitting of near-degenerate mode frequencies [5].

With this restriction to a single degenerate family, we can also simplify the overlap factors. Because Q and μ are locked, we find that within a given degenerate family, the phase shift $\xi_{\mu, Q}$ required to match boundary conditions becomes constant, i.e., $\xi_{\mu, Q} = \xi_{Q_0}$. The expression $\theta_{\mu, Q}$ appearing in the cosine to give the slow phase dependence can be split into two parts independent of n_μ and dependent on n_μ , i.e. $\theta_{\mu, Q}(z_0) = \Theta_{Q_0}(z_0) + n_\mu \theta_0(z_0)$. For the confocal case, using $z_R = L/2$, we explicitly have that

$$\theta_0(z_0) = \pi/4 + \arctan(z_0/z_R) \quad (11)$$

and $\Theta_{Q_0}(z) = \psi(z) - \xi_{Q_0}$. We may also note that $\xi_{Q_0} = (\pi/2)(Q_0 + 1)$ for even-parity modes, so the longitudinal profiles of the modes one free spectral range (FSR) apart are phase shifted by a quarter period. Furthermore, we may now choose the phase offsets of the atomic density waves as $\delta = \Theta_{Q_0}$, simplifying the overlap factors as

$$\mathcal{O}_{\mu, Q}^\sigma = \begin{cases} \cos(n_\mu \theta_0), & \sigma = c \\ \sin(n_\mu \theta_0), & \sigma = s. \end{cases} \quad (12)$$

For brevity, we have suppressed the z_0 dependence of θ_0 here and in the following expressions.

In this confocal limit, where sums are restricted to modes within a given family, we may simplify the interaction matrix in Eq. (9) significantly. Since, as already noted, a confocal cavity only supports degenerate families with the same parity, to find the cavity-mediated interaction, summation over transverse modes should be restricted to n_μ being either even or odd. This can be done by introducing an appropriate factor \mathcal{S}_μ in Eq. (9) to cancel unwanted modes in a particular confocal cavity family; the sum is then made to be over all transverse modes. This factor should be chosen as

$$\mathcal{S}_\mu^\pm = [1 \pm (-1)^{n_\mu}]/2 \quad (13)$$

for even (+) or odd (−) n_μ families. For simplicity, in the subsequent discussion, we will focus on even resonance families.

Thus, we consider the interaction

$$\mathcal{D}_{\sigma\tau}^+(\mathbf{r}, \mathbf{r}', z_0) = \Delta_{Q_0} \sum_{\mu} \frac{\Xi_{\mu}(\mathbf{r})\Xi_{\mu}(\mathbf{r}')}{\Delta_{\mu} + i\kappa} \mathcal{O}_{\mu}^{\sigma} \mathcal{O}_{\mu}^{\tau} \mathcal{S}_{\mu}^+. \quad (14)$$

To evaluate the sums over Gauss-Hermite functions appearing here, we will make repeated use of the Green's function of the harmonic oscillator, which can be written as a sum over Gauss-Hermite functions, namely,

$$\begin{aligned} G(\mathbf{r}, \mathbf{r}', \varphi) &\equiv \sum_{\mu} \Xi_{\mu}(\mathbf{r})\Xi_{\mu}(\mathbf{r}')e^{-n_{\mu}\varphi} = \frac{1}{\pi(1 - e^{-2\varphi})} \exp\left[-\frac{(\mathbf{r}^2 + \mathbf{r}'^2)/w_0^2}{\tanh(\varphi)} + \frac{2\mathbf{r} \cdot \mathbf{r}'/w_0^2}{\sinh(\varphi)}\right] \\ &= \frac{e^{\varphi}}{2\pi \sinh(\varphi)} \exp\left[-\frac{(\mathbf{r} - \mathbf{r}')^2/w_0^2}{2 \tanh(\varphi/2)} - \frac{(\mathbf{r} + \mathbf{r}')^2/w_0^2}{2 \coth(\varphi/2)}\right]. \end{aligned} \quad (15)$$

We can then rewrite the expressions actually required in Eq. (14) in terms of this closed-form expression. First, to account for the denominator present in Eq. (14), we define a modified Green's function as

$$\mathcal{G}(\mathbf{r}, \mathbf{r}', \varphi) = \sum_{\mu} \frac{\Xi_{\mu}(\mathbf{r})\Xi_{\mu}(\mathbf{r}')e^{-n_{\mu}\varphi}}{1 + \tilde{\epsilon}n_{\mu} + i\tilde{\kappa}} = \int_0^{\infty} d\lambda e^{-\lambda(1+i\tilde{\kappa})} G(\mathbf{r}, \mathbf{r}', \varphi + \tilde{\epsilon}\lambda), \quad (16)$$

with $\tilde{\epsilon} = \epsilon/\Delta_{Q_0}$ and $\tilde{\kappa} = \kappa/\Delta_{Q_0}$. Second, to account for the factor \mathcal{S}^{\pm} in the sum, we can note that $\Xi_{\mu}(-\mathbf{r}') = \Xi_{\mu}(\mathbf{r}')(-1)^{n_{\mu}}$, and so we define

$$\mathcal{G}^+(\mathbf{r}, \mathbf{r}', \varphi) = \mathcal{G}(\mathbf{r}, \mathbf{r}', \varphi) + \mathcal{G}(\mathbf{r}, -\mathbf{r}', \varphi). \quad (17)$$

Using these results, we can also include the phase factors arising from the overlaps $\mathcal{O}_{\mu}^{\sigma}$ to obtain \mathcal{D}^+ in matrix form

$$4\mathcal{D}^+(\mathbf{r}, \mathbf{r}', z_0) = \mathbb{1}\mathcal{G}^+(\mathbf{r}, \mathbf{r}', 0) + \frac{\sigma^z}{2}[\mathcal{G}^+(\mathbf{r}, \mathbf{r}', -2i\theta_0) + \mathcal{G}^+(\mathbf{r}, \mathbf{r}', 2i\theta_0)] + \frac{\sigma^x}{2i}[\mathcal{G}^+(\mathbf{r}, \mathbf{r}', -2i\theta_0) - \mathcal{G}^+(\mathbf{r}, \mathbf{r}', 2i\theta_0)], \quad (18)$$

where $\mathbb{1}$, σ^z , and σ^x are the standard Pauli matrices and the z_0 dependence of this expression comes from the form of θ_0 .

As discussed in our previous work [5] and explored in the companion paper [13], $\mathcal{G}^+(\mathbf{r}, \mathbf{r}', 0)$ corresponds to the local part of the interaction, while the terms involving $\mathcal{G}^+(\mathbf{r}, \mathbf{r}', \pm 2i\theta_0)$ give rise to a sign-changing nonlocal interaction. On the midplane of the cavity where $\theta_0 = \pi/4$, this interaction is proportional to $\cos(2\mathbf{r} \cdot \mathbf{r}'/w_0^2)$. There are two consequences of the existence of the nonlocal interaction: (i) Different phases of the atomic density wave are preferred at different locations in the cavity due to the spatial dependence of $\mathcal{G}^+(\mathbf{r}, \mathbf{r}', 2i\theta_0[z_0])$ and (ii) coupling between $\psi_{c,s}$ is introduced by the nonlocal interaction and atoms may adopt intermediate phases between $\cos(k_r z + \delta)$ and $\sin(k_r z + \delta)$.

The additional freedom in the atomic density wave can be seen directly through the observed light field above the self-organization transition threshold. To show why, we must determine the light field in the cavity and extract the forward-propagating part, since we only image the field emitted from one side of the cavity. From Eq. (6) we see that within the approximation that allows us to perform adiabatic elimination of cavity modes, the amplitudes of these modes take the form

$$\alpha_{\mu} = \frac{\Omega g_0 N}{2\sqrt{2}\Delta_a} \int d\mathbf{r}' \frac{\Xi_{\mu}(\mathbf{r}')}{\Delta_{\mu} + i\kappa} \rho(\mathbf{r}') \sum_{\sigma=c,s} \mathcal{O}_{\mu}^{\sigma} \chi_{\sigma}, \quad (19)$$

where we have defined $\chi_{\sigma} \equiv \psi_0 \psi_{\sigma}^* + \psi_0^* \psi_{\sigma}$. We can then write the spatially varying light field in the cavity as

$$\begin{aligned} \tilde{\alpha}(\mathbf{r}, z) &\equiv \sum_{\mu} \alpha_{\mu} \Xi_{\mu}(\mathbf{r}) \cos(k_r z - \Theta_{Q_0} - n_{\mu}\theta_0) = \frac{\Omega g_0 N}{2\sqrt{2}\Delta_a} \int d\mathbf{r}' \sum_{\mu, \sigma=c,s} \frac{\Xi_{\mu}(\mathbf{r})\Xi_{\mu}(\mathbf{r}')}{\Delta_{\mu} + i\kappa} \cos(k_r z - \Theta_{Q_0} - n_{\mu}\theta_0) \mathcal{O}_{\mu}^{\sigma} \chi_{\sigma} \rho(\mathbf{r}') \\ &\propto \frac{1}{2} e^{i(k_r z - \Theta_{Q_0})} \int d\mathbf{r}' \{ \chi_c [\mathcal{G}^+(\mathbf{r}, \mathbf{r}', 0) + \mathcal{G}^+(\mathbf{r}, \mathbf{r}', -2i\theta_0)] + i\chi_s [\mathcal{G}^+(\mathbf{r}, \mathbf{r}', 0) - \mathcal{G}^+(\mathbf{r}, \mathbf{r}', -2i\theta_0)] \} \rho(\mathbf{r}') \\ &\quad + \frac{1}{2} e^{-i(k_r z - \Theta_{Q_0})} \int d\mathbf{r}' \{ \chi_c [\mathcal{G}^+(\mathbf{r}, \mathbf{r}', 0) + \mathcal{G}^+(\mathbf{r}, \mathbf{r}', 2i\theta_0)] - i\chi_s [\mathcal{G}^+(\mathbf{r}, \mathbf{r}', 0) - \mathcal{G}^+(\mathbf{r}, \mathbf{r}', 2i\theta_0)] \} \rho(\mathbf{r}'), \end{aligned} \quad (20)$$

where again we have used Eq. (16) to rewrite the sum over transverse modes. The forward-traveling component of the light field can then be rewritten as

$$\begin{aligned} \tilde{\alpha}^F(\mathbf{r}) &\propto \int d\mathbf{r}' \rho(\mathbf{r}') \mathcal{G}^+(\mathbf{r}, \mathbf{r}', 0) \\ &\quad + e^{-i2\phi_A} \int d\mathbf{r}' \rho(\mathbf{r}') \mathcal{G}^+(\mathbf{r}, \mathbf{r}', -2i\theta_0), \end{aligned} \quad (21)$$

where $\phi_A = \arg[\chi_c + i\chi_s]$. Thus, while the light *inside* the cavity is purely real, the forward-traveling wave, and thus the cavity light emitted out of one side of the cavity, contains important phase information. Physically, ϕ_A corresponds to the phase of the density wave adopted by the atoms. In the cavity output field, $\mathcal{G}^+(\mathbf{r}, \mathbf{r}', 0)$ and $\mathcal{G}^+(\mathbf{r}, \mathbf{r}', -2i\theta_0)$ correspond to two distinct spatial features: The former results in an intense localized spot at the position of the atoms, while the latter

gives rise to a weak oscillating background $\cos(2\mathbf{r} \cdot \mathbf{r}'/w_0^2)$, as shown below. Both have been observed [5,13]. Therefore, measuring the phase difference between these two parts of imaged light field, $\Delta_\phi = -2\phi_A$, reveals the phase offset of the atomic density wave relative to the cavity modes, as explored in the companion paper [13].

B. Physical picture for photon-mediated interactions in confocal cavities

This section provides an intuitive physical picture for the cavity-mediated atom-atom interactions in a confocal cavity based on a combination of ray-tracing, Gaussian optics, and scattering pictures. The local part of the interactions induced by a confocal cavity arise from mode superposition. That is, they arise from the superposition of transverse modes into which each atom scatters a pump photon. The superposition of Hermite-Gaussian $\text{TEM}_{l,m}$ mode functions leads to a photon wave packet localized transverse to the cavity axis and centered around the scattering atom. Before these photons leak out of the cavity, they may be exchanged between atoms that reside within the volume of the wave packet. This leads to an atom-atom interaction. Summing over all transverse modes, this mode superposition gives an interaction that decays as $e^{-\Delta r/\xi}/\sqrt{\Delta r/\xi}$ in the transverse plane [5]. Here Δr is the transverse distance between the scattering atoms and the length scale ξ is inversely proportional to the number of modes in the superposition.

The interaction range in the longitudinal direction remains very long, however, and is typically longer than the atomic gas. This is because the Rayleigh length of a confocal cavity is equal to half the cavity length and consequently the differential phase advance of the Gouy phase anomalies varies only slowly with distance. This leads to negligible longitudinal destructive interference, as is also the case for near-planar cavities and interactions mediated by a single mirror [20]. By contrast, near-concentric cavities allow for significant destructive longitudinal interference because their modes' Rayleigh lengths are far shorter than the cavity length: Concentric cavities support both transverse and longitudinal local cavity-photon-mediated interactions.

Neither near-concentric nor near-planar cavities provide nonlocal interactions. This is because they support all transverse modes (up to finite-size limitations). In confocal cavities, however, nonlocal interactions arise because Gouy phase shifts cause a subset of modes within a degenerate resonance to acquire different longitudinal phase shifts,² changing how modes couple at the position of the atoms. Thus, in a confocal cavity, and focusing attention on atoms at the cavity center for simplicity, each atom couples to either the $l + m \bmod 4 = 0$ modes or the $l + m \bmod 4 = 2$ modes [13], depending which mode family is involved. Superimposing a set of $\text{TEM}_{l,m}$ modes with a subset missing induces constructive interference

revivals at locations in the transverse plane. The field from those revivals augments the scattered photon wave packet with a nonlocal cosinelike contribution [see Fig. 1(d) in Ref. [13]]. The crossing diagonal rays in the bow tie pattern of the ray-tracing picture represent this portion of the field.

The origin and form of this pattern may be understood from the propagation of Gaussian beams. The field of the local wave packet around the scattering atom at $z = 0$ forms a spot. This field propagates to and from a mirror a total distance R . Because the mirror has radius of curvature R , it acts as a lens with focal length $R/2$ that projects the Fourier plane exactly back onto the object plane at $z = 0$ where the atoms lie. Thus, the interference pattern is the field from the cosinelike Fourier transform of a spot at position \mathbf{r} .

Putting the above together, the light emitted from the cavity, after propagating through a lens, contains two bright spots and an interference pattern at the image plane. This is the image of the intracavity field at the object plane of the atoms ($z = 0$).³ The two bright spots are from the atom and its mirror image at $\mathbf{r} = -\mathbf{r}$ in the transverse plane. The mirror image arises because each confocal resonance is composed of either even- or odd-parity modes, leading to constructive interference revival at $-\mathbf{r}$; the photon wave packet has support around both \mathbf{r} and $-\mathbf{r}$ and can mediate atom-atom interactions at either location, as demonstrated in Ref. [5]. The fringe field between them is their Fourier transform. The $\cos(2\mathbf{r} \cdot \mathbf{r}'/w_0^2)$ nonlocal interaction term therefore arises from the exchange of photons in the part of the photon wave packet associated with the Fourier transform of its local part.

We note that atoms away from the cavity center would exchange an out-of-focus version of this nonlocal field. The form of the nonlocal interaction away from $z = 0$ is presented in Sec. IX B for general multimode Fabry-Pérot cavities. Indeed, the nonlocal interaction contains terms that look like the Airy rings produced by out-of-focus images.

IV. U(1) SYMMETRY IN AN IDEAL CONFOCAL CAVITY

We now consider the case of an ideal confocal cavity (i.e., all modes are perfectly degenerate $\epsilon = 0$) and show the emergence of a U(1) symmetry for the phase of the density waves in the self-organization transition. Moreover, we will consider the case where there is no cavity loss ($\kappa = 0$). Together, these allow the replacement of \mathcal{G}^+ in the preceding section with the symmetrized, bare harmonic-oscillator Green's function

$$G^+(\mathbf{r}, \mathbf{r}', \varphi) = G(\mathbf{r}, \mathbf{r}', \varphi) + G(\mathbf{r}, -\mathbf{r}', \varphi), \quad (22)$$

with $G(\mathbf{r}, \mathbf{r}', \varphi)$ as defined in Eq. (15). We note that for atoms trapped at the midplane of the cavity, $z_0 = 0$ so $\theta_0 = \pi/4$, and so the nonlocal interaction now reduces to $G^+(\mathbf{r}, \mathbf{r}', i\pi/2)$ and can be directly evaluated using Eq. (15) as

$$G^+(\mathbf{r}, \mathbf{r}', i\pi/2) = \frac{1}{\pi} \cos\left(\frac{2\mathbf{r} \cdot \mathbf{r}'}{w_0^2}\right), \quad (23)$$

which is the nonlocal interaction studied in the companion paper [13]. This expression is purely real, and so by inserting

²There are no Gouy phase shifts in planar cavities because the beams do not propagate through a focus. Though modes propagate through a focus in a concentric cavity, they all undergo a multiple of 2π Gouy phase shifts per round-trip and so are resonant regardless.

³Actually, it is only the forward-propagating part of this field.

this into Eq. (18) we see that there is no σ^x term. Moreover, at $2r^2/w_0^2 = (n + 1/2)\pi$, with integer n , the self-interaction $4 \operatorname{Re}\{\mathcal{D}^+(\mathbf{r}, \mathbf{r})\} = \mathbb{1}G^+(\mathbf{r}, \mathbf{r}, 0)$ will become proportional to the identity matrix, indicating complete freedom about what the relative amplitudes of the sine and cosine components of the density wave can be. That is, these two density-wave patterns become degenerate.

If we return to consider a general value θ_0 , and thus a general longitudinal location z_0 of the atomic gas, we can explore how these zeros of the nonlocal interaction matrix evolve. We consider here the case of a single atomic cloud where the Thomas-Fermi radius of the cloud is much smaller than the cavity waist w_0 . Since we have already integrated out all fast oscillations at the cavity wave vector, this assumption allows us in the remaining equations to approximate the atomic density profile $\rho(\mathbf{r})$ as a δ function when evaluating terms that vary on the scale of w_0 . For a cloud centered at location z_0 and \mathbf{r}_0 , with density profile $\delta(\mathbf{r} - \mathbf{r}_0)$ in the cavity transverse plane, the interaction matrix is given by

$$\begin{aligned} 4 \operatorname{Re}\{\mathcal{D}^+(\mathbf{r}_0, \mathbf{r}_0, z_0)\} &= \mathbb{1}G^+(\mathbf{r}_0, \mathbf{r}_0, 0) \\ &+ \sigma^z \operatorname{Re}\{G^+(\mathbf{r}_0, \mathbf{r}_0, -2i\theta_0)\} \\ &+ \sigma^x \operatorname{Im}\{G^+(\mathbf{r}_0, \mathbf{r}_0, -2i\theta_0)\}. \end{aligned} \quad (24)$$

Note here that we have used that $G^+(\mathbf{r}_0, \mathbf{r}_0, -2i\theta_0)^* = G^+(\mathbf{r}_0, \mathbf{r}_0, 2i\theta_0)$, a result that holds for the bare Green's function $G^+(\mathbf{r}_0, \mathbf{r}_0, \varphi)$ but does not directly hold for the general form $\mathcal{G}(\mathbf{r}_0, \mathbf{r}_0, \varphi)$; we return to this point below. As such, we note that a degeneracy between ψ_c and ψ_s occurs when

$$|G^+(\mathbf{r}_0, \mathbf{r}_0, 2i\theta_0)| = 0. \quad (25)$$

Neglecting all prefactors, we find this condition equivalent to

$$\left| e^{-i2r_0^2 \tan(\theta_0)/w_0^2} + e^{+i2r_0^2 \cot(\theta_0)/w_0^2} \right| = 0. \quad (26)$$

Using the fact that

$$\tan[\theta_0(z_0)] = \tan \left[\frac{\pi}{4} + \arctan \left(\frac{z_0}{z_R} \right) \right] = \frac{z_R + z_0}{z_R - z_0}, \quad (27)$$

we can directly find the equation for radii at which degeneracy between the sine and cosine density-wave patterns occurs,

$$\sqrt{2}r_0/w_0 = \sqrt{\left[\frac{z_R^2 - z_0^2}{z_R^2 + z_0^2} \right] \pi(n + 1/2)}, \quad (28)$$

where n is a non-negative integer that indexes the family of possible radii. We readily see that for $z_0 = 0$ this reproduces the zeros of $\cos(2r^2/w_0^2)$. The contours for other positions z_0 are illustrated in Fig. 1.

To understand the consequence of such degeneracy, it is useful to consider the effective Hamiltonian corresponding to Eq. (8). Neglecting the bare atomic Hamiltonian, at a radius r_0 satisfying Eq. (28), the effective Hamiltonian describing the cavity-mediated interaction is given by

$$H_{\text{eff}} \propto \begin{pmatrix} \chi_c & \chi_s \end{pmatrix} \begin{pmatrix} G^+(\mathbf{r}_0, \mathbf{r}_0, 0) & 0 \\ 0 & G^+(\mathbf{r}_0, \mathbf{r}_0, 0) \end{pmatrix} \begin{pmatrix} \chi_c \\ \chi_s \end{pmatrix}. \quad (29)$$

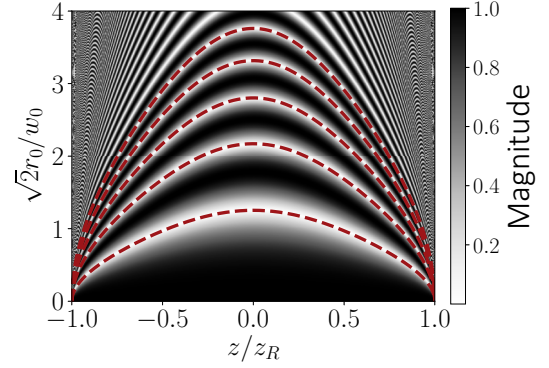


FIG. 1. Magnitude of $|G^+(\mathbf{r}_0, \mathbf{r}_0, 2i\theta_0(z_0))|$ as a function of radius r_0 (vertical axis) and distance along the cavity z (horizontal axis). Red dashed lines mark solutions to Eq. (28), indicating contours at which there is a degeneracy between the sine and cosine density-wave patterns.

We can now see that the Hamiltonian is invariant under the transformation

$$\begin{pmatrix} \psi_c \\ \psi_s \end{pmatrix} \rightarrow \mathbf{R}(\phi) \begin{pmatrix} \psi_c \\ \psi_s \end{pmatrix}, \quad \mathbf{R}(\phi) \equiv \begin{pmatrix} \cos \phi & -\sin \phi \\ \sin \phi & \cos \phi \end{pmatrix}. \quad (30)$$

Physically, the transformation corresponds to the freedom in the phase of the atomic density wave, i.e., any density wave $\cos(kz + \delta)$ with arbitrary δ is allowed. This degeneracy is analogous to the situation in a recent experimental realization of a supersolid via the coupling of a BEC to two crossed cavities [2]. The spontaneous breaking of this U(1) symmetry can be directly observed by imaging the phase of the forward-traveling component of the cavity light field, as can be seen from Eq. (21).

So far we have only shown that the symmetry exists when we ignore the contribution quadratic in the light field $\Xi_\mu(\mathbf{r})$ in the equation of motion. As such, one may question whether the symmetry should survive far above threshold, where there is scattering between different cavity modes [in the second term on the right-hand side of Eq. (6)]. As we will show next, the symmetry in fact exists even when such coupling terms are included, as long as we remain in the confocal limit. To see this, we rewrite the initial atom-cavity Hamiltonian in terms of new photon field operators. Specifically, we define the new operators

$$\hat{a}_{c,s} = \frac{1}{\sqrt{\mathcal{N}_{c,s}}} \sum_{\mu} \hat{a}_{\mu} \Xi_{\mu}(\mathbf{r}_0) \mathcal{S}_{\mu}^{\pm} \times \begin{cases} \cos(n_{\mu}\theta_0) \\ \sin(n_{\mu}\theta_0) \end{cases}$$

where \mathbf{r}_0 is the position of the atomic cloud. The normalization factor $\mathcal{N}_{c,s}$ is required to impose bosonic commutation relations on the cavity modes. Computing the commutation relations, we obtain

$$\begin{aligned} [\hat{a}_c, \hat{a}_s^{\dagger}] &= \frac{1}{2\sqrt{\mathcal{N}_c \mathcal{N}_s}} \operatorname{Im}\{G^+(\mathbf{r}_0, \mathbf{r}_0, 2i\theta_0)\}, \\ [\hat{a}_c, \hat{a}_c^{\dagger}] &= \frac{1}{2\mathcal{N}_c^2} [G^+(\mathbf{r}_0, \mathbf{r}_0, 0) + \operatorname{Re}\{G^+(\mathbf{r}_0, \mathbf{r}_0, 2i\theta_0)\}], \\ [\hat{a}_s, \hat{a}_s^{\dagger}] &= \frac{1}{2\mathcal{N}_s^2} [G^+(\mathbf{r}_0, \mathbf{r}_0, 0) - \operatorname{Re}\{G^+(\mathbf{r}_0, \mathbf{r}_0, 2i\theta_0)\}]. \end{aligned} \quad (31)$$

We may now observe that the cross-commutator necessarily vanishes when the location \mathbf{r}_0 of the atoms satisfies the condition in Eq. (25), $|G^+(\mathbf{r}_0, \mathbf{r}_0, i2\theta_0)| = 0$. This implies that the normalizations required to satisfy the other two commutation relations are equal, $\mathcal{N}_s = \mathcal{N}_c$. We will see that this equality leads to the emergence of the U(1) symmetry of interest.

Using the above definitions, along with the parametrization in Eq. (4), we can rewrite the matter-light coupling terms in the original Hamiltonian (1) as

$$\begin{aligned} H_{\text{coupling}} = & \frac{g_0 N \Omega}{2\sqrt{2}\Delta_a} \sum_{\sigma=c,s} \sqrt{\mathcal{N}_\sigma} \psi_0 (\psi_\sigma^* + \psi_\sigma) (\hat{a}_\sigma^\dagger + \hat{a}_\sigma) \\ & + \frac{g_0^2 N}{2\Delta_a} [\mathcal{N}_c \hat{a}_c^\dagger \hat{a}_c (\psi_0^2 + \frac{3}{4} |\psi_c|^2 + \frac{1}{4} |\psi_s|^2) \\ & + \mathcal{N}_s \hat{a}_s^\dagger \hat{a}_s (\psi_0^2 + \frac{3}{4} |\psi_s|^2 + \frac{1}{4} |\psi_c|^2) \\ & + \frac{1}{4} \sqrt{\mathcal{N}_c \mathcal{N}_s} (\psi_c^* \psi_s + \psi_s^* \psi_c) (\hat{a}_c^\dagger \hat{a}_s + \hat{a}_s^\dagger \hat{a}_c)]. \quad (32) \end{aligned}$$

The various factors of 1/4 and 3/4 come from the terms $\langle \cos^4(k_r z) \rangle = \langle \sin^4(k_r z) \rangle = 3/8$ and $\langle \cos^2(k_r z) \sin^2(k_r z) \rangle = 1/8$ encountered when taking the averages of the Stark shifts. When $\mathcal{N}_s = \mathcal{N}_c = \mathcal{N}$, we can rewrite the term in square brackets as

$$\begin{aligned} \mathcal{N} [& (\hat{a}_c^\dagger \hat{a}_c + \hat{a}_s^\dagger \hat{a}_s) (\psi_0^2 + \frac{1}{2} |\psi_c|^2 + \frac{1}{2} |\psi_s|^2) \\ & + \frac{1}{4} (\hat{a}_c^\dagger \hat{a}_c - \hat{a}_s^\dagger \hat{a}_s) (|\psi_c|^2 - |\psi_s|^2) \\ & + \frac{1}{4} (\psi_c^* \psi_s + \psi_s^* \psi_c) (\hat{a}_c^\dagger \hat{a}_s + \hat{a}_s^\dagger \hat{a}_c)] \end{aligned}$$

and then readily verify that the Hamiltonian is invariant under the combined rotation

$$\begin{pmatrix} a_c \\ a_s \end{pmatrix} \rightarrow \mathbf{R}(\phi) \begin{pmatrix} a_c \\ a_s \end{pmatrix}, \quad \begin{pmatrix} \psi_c \\ \psi_s \end{pmatrix} \rightarrow \mathbf{R}(\phi) \begin{pmatrix} \psi_c \\ \psi_s \end{pmatrix}. \quad (33)$$

Hence, it appears that the U(1) symmetry remains robust in a perfect confocal cavity even when including the nonlinear terms that are relevant far above threshold.

V. BREAKING OF EMERGENT U(1) SYMMETRY

The preceding section assumes a perfect confocal cavity, with no loss and no transverse mode dispersion. In that case, we anticipated perfect U(1) symmetry at special radii. Experimentally, this should correspond to a shot-to-shot fluctuating density-wave phase for these radii. As discussed below, this is not seen experimentally. Instead, there is a window where the phase of the density wave evolves smoothly and deterministically from $\phi_A = 0$ to $\phi_A = \pi/2$. To understand this, we next discuss the effects beyond the ideal solution, specifically effects of a finite cloud size, effects of displacement from the midpoint of the cavity, and effects of a small mode splitting ϵ and cavity loss κ .

To study the emergence of symmetry-breaking terms, we consider the scenario where a single BEC is placed at a radius \mathbf{r}_0 in the cavity transverse plane and we determine the phase of density wave formed in the self-organization transition from the eigenvectors of the effective interaction matrix. The effective interaction matrix is the generalization of Eq. (18) to include the aforementioned deviations from an ideal confocal cavity.

A. Displacement from midplane of cavity $z_0 = 0$

Displacing the BEC from the midpoint $z_0 = 0$ of the cavity induces a density wave that is in general of neither a purely sine nor cosine pattern except at special positions where complete phase freedom [U(1) symmetry] is restored. Admixtures of sine and cosine patterns are favored at positions where $G^+(\mathbf{r}_0, \mathbf{r}_0, 2i\theta_0)$ is complex. This function is complex at all points in the cavity except at its midpoint where $G^+(\mathbf{r}_0, \mathbf{r}_0, i\pi/2)$ is purely real, as well as at the points indicated by the red dashed line contours in Fig. 1 where $G^+(\mathbf{r}_0, \mathbf{r}_0, 2i\theta_0) = 0$, resulting in positions of restored phase freedom. As such, displacement from the midplane of the cavity does not break the U(1) symmetry at these specific radii.

In the following we will see that finite cloud size and nonconfocality can alter this picture. These nonidealities lift the pattern degeneracy even at these special positions. What is left is instead a smooth deterministic evolution of density-wave phase with no U(1) symmetry points. The exception to this is at midplane $z_0 = 0$. That is, despite these nonidealities, the interaction remains purely real at the midpoint of the cavity because $\theta_0 = \pi/4$ at $z_0 = 0$. Therefore, at the midplane of the cavity, there continue to exist special radii where the U(1) symmetry is expected even under conditions of finite cloud size and nonconfocality.

We will focus on the nonlocal contribution $\mathcal{G}^+(\mathbf{r}_0, \mathbf{r}_0, 2i\theta_0)$ to the self-interaction since the effects of nonconfocality on the local interaction $\mathcal{G}^+(\mathbf{r}_0, \mathbf{r}_0, 0)$ have been studied in detail in Ref. [5]. Moreover, as seen in Eq. (18), the density-wave phase is determined not by the local terms, which scale the components of the identity matrix, but by the nonlocal terms that determine the σ^x and σ^z parts of the interaction matrix.

B. Nonconfocality

To consider nonconfocality, we return to using the Green's functions defined in Eq. (16), i.e., allowing for nonzero ϵ and κ . We first note that by using this Green's function, the matrix form of the nonlocal cavity-mediated interaction (18) can be put into the form

$$\begin{aligned} 4\mathcal{D}_{\text{nonlocal}}^+(\mathbf{r}_0, z_0) & = \int_0^\infty d\lambda e^{-\lambda(1+i\tilde{\kappa})} [\sigma^z \text{Re}\{G^+(\mathbf{r}_0, \mathbf{r}_0, \lambda\tilde{\epsilon} - 2i\theta_0)\} \\ & + \sigma^x \text{Im}\{G^+(\mathbf{r}_0, \mathbf{r}_0, \lambda\tilde{\epsilon} - 2i\theta_0)\}], \quad (34) \end{aligned}$$

where once again we note that the z_0 dependence comes from the form of θ_0 . We further note that away from $\theta_0(0) = \pi/4$, the quantity $G^+(\mathbf{r}_0, \mathbf{r}_0, -2i\theta_0)$ is complex, so both components exist (except at the special points mentioned above where it is zero). We can simplify this further, since the actual interaction appearing in Eq. (8) involves $\text{Re}\{\mathcal{D}^+\}$. Since the term in square brackets in Eq. (34) is by definition real, taking the real part thus replaces $e^{-i\lambda\tilde{\kappa}}$ with $\cos(\tilde{\kappa}\lambda)$. We can then write the final form for the relevant part of the interaction as

$$\begin{aligned} 4\text{Re}\{\mathcal{D}_{\text{nonlocal}}^+(\mathbf{r}_0, z_0)\} & = \sigma^z \text{Re}\{\tilde{G}^+(\mathbf{r}_0, \mathbf{r}_0, -2i\theta_0)\} \\ & + \sigma^x \text{Im}\{\tilde{G}^+(\mathbf{r}_0, \mathbf{r}_0, -2i\theta_0)\}, \quad (35) \end{aligned}$$

where we have defined a nonconfocal Green's function

$$\tilde{G}^+(\mathbf{r}, \mathbf{r}', \varphi) = \int_0^\infty d\lambda e^{-\lambda} \cos(\tilde{\kappa}\lambda) G^+(\mathbf{r}, \mathbf{r}', \tilde{\epsilon}\lambda + \varphi). \quad (36)$$

From this expression, we can see that we still have an interaction that is purely of σ^z form at $\theta_0 = \pi/4$. To see this, we note that

$$\begin{aligned} & \text{Im}\{G^+(\mathbf{r}, \mathbf{r}', \tilde{\epsilon}\lambda - i\pi/2)\} \\ & \equiv \text{Im}\left\{\sum_{\mu} \Xi_{\mu}(\mathbf{r}) \Xi_{\mu}(\mathbf{r}') \mathcal{S}_{\mu}^+ e^{-n_{\mu}(\varphi - i\pi/2)}\right\} \\ & = \sum_{\mu} \Xi_{\mu}(\mathbf{r}) \Xi_{\mu}(\mathbf{r}') \mathcal{S}_{\mu}^+ e^{-n_{\mu}\varphi} \sin(n_{\mu}\pi/2). \end{aligned}$$

Because \mathcal{S}_{μ}^+ restricts the sum to even terms, we immediately see that $\sin(n_{\mu}\pi/2) = 0$ for these terms, so all terms vanish. The vanishing imaginary part then means that the interaction matrix becomes purely diagonal and points still exist where the interaction is proportional to the identity matrix, giving degeneracy and the U(1) symmetry. However, away from $\theta_0 = \pi/4$, one can readily check that $|\tilde{G}^+(\mathbf{r}_0, \mathbf{r}_0, 2i\theta_0)|$ does not vanish, i.e., the real and imaginary parts of this function no longer vanish at the same points. As a result, there would be a deterministic phase at all radii (other than those at the midpoint), with the sense of phase winding dependent on the displacement from the midpoint of the cavity.

C. Finite transverse size of atomic gas

A second effect that also leads to a deterministic phase winding is the finite size of the condensate. To capture this, we consider averaging the interaction matrix over the spatial profile of the cloud. That is, we define an averaged function

$$G_{\text{avg}}^+(\mathbf{r}_0, \varphi) \equiv \int d\mathbf{r} \int d\mathbf{r}' \rho(\mathbf{r}') G^+(\mathbf{r}, \mathbf{r}', \varphi) \rho(\mathbf{r}) \quad (37)$$

and then define the corresponding interaction matrix, describing the self-interaction due to the nonlocal part of the interaction

$$\begin{aligned} 4 \text{Re}\{\mathcal{D}_{\text{avg, nonlocal}}^+(\mathbf{r}_0, z_0)\} &= \sigma^z \text{Re}\{G_{\text{avg}}^+(\mathbf{r}_0, \mathbf{r}_0, -2i\theta_0)\} \\ &+ \sigma^x \text{Im}\{G_{\text{avg}}^+(\mathbf{r}_0, \mathbf{r}_0, -2i\theta_0)\}, \end{aligned} \quad (38)$$

where once again the z_0 dependence comes from the form of θ_0 .

The integral over coordinates \mathbf{r} and \mathbf{r}' can be evaluated by using a Gaussian density profile

$$\rho(\mathbf{r} - \mathbf{r}_0) = \frac{1}{2\pi\sigma_A^2} \exp\left(-\frac{(\mathbf{r} - \mathbf{r}_0)^2}{2\sigma_A^2}\right), \quad (39)$$

where σ_A is the BEC width, and by making use of the harmonic-oscillator Green's function (15). We find that the integral over radius yields

$$\begin{aligned} G_{\text{avg}}^+(\mathbf{r}_0, \varphi) &= \frac{A/\pi}{1 - e^{-2\varphi}} \left\{ \exp\left[-\frac{2\mathbf{r}_0^2}{2\sigma_A^2 + \coth(\varphi/2)w_0^2}\right] \right. \\ &+ \left. \exp\left[-\frac{2\mathbf{r}_0^2}{2\sigma_A^2 + \tanh(\varphi/2)w_0^2}\right] \right\}, \end{aligned}$$

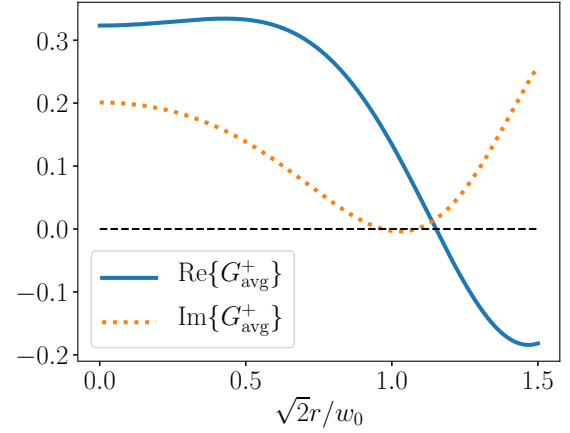


FIG. 2. Real (blue solid line) and imaginary (orange dotted line) parts of G_{avg}^+ for a BEC at a transverse plane ($z_0/z_R = 0.3$) located away from the cavity midplane and with a Gaussian width of $\sigma_A/w_0 = 0.1$. The black dashed line marks zero. Note that $\text{Re}\{G_{\text{avg}}^+\}$ and $\text{Im}\{G_{\text{avg}}^+\}$ do not vanish at the same point.

where the prefactor A takes the form

$$A = \left[\left(1 + \frac{2\sigma_A^2}{w_0^2 \coth(\varphi/2)}\right) \left(1 + \frac{2\sigma_A^2}{w_0^2 \tanh(\varphi/2)}\right) \right]^{-1}. \quad (40)$$

One can then combine the effects of nonconfocality with finite cloud size by using $\tilde{G}(\mathbf{r}, \mathbf{r}', \varphi)$ in the right-hand side of Eq. (37). In practice, one first performs the Gaussian integral defined above and then defines

$$\tilde{G}_{\text{avg}}^+(\mathbf{r}_0, \varphi) = \int_0^\infty d\lambda e^{-\lambda} \cos(\tilde{\kappa}\lambda) G_{\text{avg}}^+(\mathbf{r}_0, \tilde{\epsilon}\lambda + \varphi), \quad (41)$$

which can be inserted into Eq. (38) to find the effective interaction. The final integral over λ is performed numerically. We note that even when $\tilde{\epsilon} = 0$, the finite extent σ_A of the atoms already has the effect of turning $G_{\text{avg}}^+(\mathbf{r}_0, -2i\theta_0)$ into a complex quantity and ensuring that $|G_{\text{avg}}^+(\mathbf{r}_0, -2i\theta_0)|$ does not vanish when away from the cavity midplane. Figure 2 plots the real and imaginary parts of $G_{\text{avg}}^+(-2i\theta_0)$ for atoms located at $z_0/z_R = 0.3$. Crucially, the real part and the imaginary part do not vanish at the same point; therefore there is always a preferred phase of the atomic density wave and consequently no emergent U(1) symmetry.

D. Comparison to experiment

To confirm the existence of U(1) symmetry breaking, we perform an experiment similar in method to those reported in our works in Refs. [5,13]. In brief, we create a BEC of ^{87}Rb with population $2.5(3) \times 10^5$ inside the cavity (see Ref. [21] for technical details). The BEC is confined in an optical tweezers trap of trap frequencies $(\omega_x, \omega_y, \omega_z) = 2\pi \times [189(2), 134(1), 90(1)]$ Hz and Thomas-Fermi radii $(R_x, R_y, R_z) = [4.2(1), 5.8(3), 8.9(1)]$ μm . Due to experimental constraints,⁴ the BEC is fixed at a position of

⁴Geometrical constraints imposed by the vacuum chamber prevented the trapping of the BEC at the exact cavity midplane.

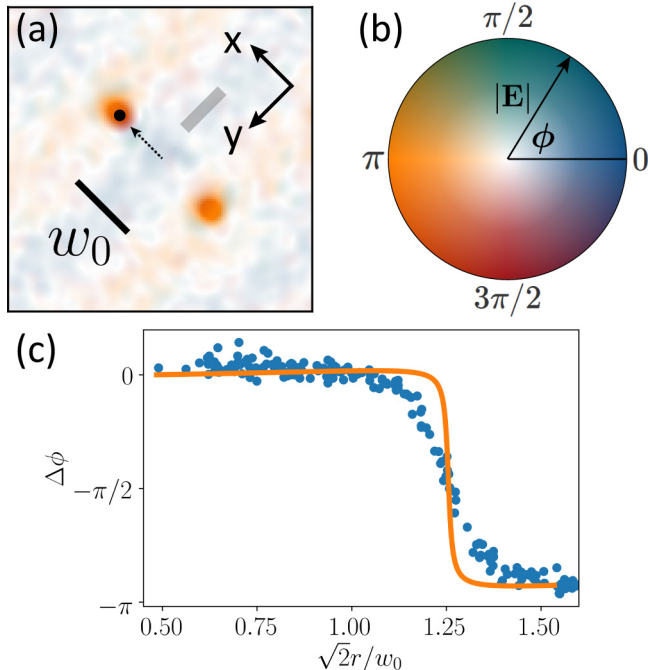


FIG. 3. (a) Example of the experimental phase and amplitude of the cavity emission. The waist w_0 of the TEM_{00} in the image plane is indicated. Here $\Delta\phi = -2\phi_A$ is computed from the difference in phase between the regions marked by the black circle and the average phase of the gray rectangular region. They correspond, respectively, to the local $\mathcal{G}^+(\mathbf{r}, \mathbf{r}', 0)$ and nonlocal $\mathcal{G}^+(\mathbf{r}, \mathbf{r}', 2i\theta_0)$ contributions to the light field in Eq. (21). (b) Color wheel for illustrating the electric field amplitude and phase. (c) Measured phase difference between the local and nonlocal contributions to the cavity field as a function of the distance r of a single BEC from the cavity axis. The data shown here are taken with cavity detuning $\Delta\omega_0 = -120$ MHz. The distance is extracted by fitting to the amplitude of the measured field. The path of \mathbf{r} taken in the x - y plane from the cavity axis is shown as a black dashed arrow in (a).

$z_0 \approx 240 \mu\text{m}$ from the cavity midplane. The tweezers allows us to control \mathbf{r}_0 by moving the BEC in the transverse plane. The confocal cavity has length $L = 1$ cm and TEM_{00} mode waist $w_0 = 35 \mu\text{m}$. For this system, $g_0 = 2\pi \times 1.47(3)$ MHz and $\kappa = 2\pi \times 167(4)$ kHz.

To measure the $U(1)$ symmetry breaking, we observe the phase difference $\Delta\phi$ between the cavity emission arising from the local versus nonlocal interaction terms while moving a single BEC across a node of the oscillatory cosine pattern due to $\mathcal{G}^+(\mathbf{r}, \mathbf{r}', 2i\theta_0)$. The amplitude and phase of the cavity field emission are detected through the holographic reconstruction of a spatial heterodyne measurement (see Refs. [4,13] for details). The detection of the density-wave phase relies on the fact that the phase difference $\Delta\phi$ is related to the density-wave pattern through $\Delta\phi = -2\phi_A$ using Eq. (21). That is, the observable $\Delta\phi$ is directly related to the phase of the density wave.

Figure 3 shows the results of such measurements. An example of a holographically reconstructed cavity emission field is shown in Fig. 3(a). The two orange spots are the emission due to the local interaction term $\mathcal{G}^+(\mathbf{r}, \mathbf{r}', 0)$ centered about the real and mirror images of the BEC in the object plane,

while the orange and blue striped oscillation arises from the nonlocal term $\mathcal{G}^+(\mathbf{r}, \mathbf{r}', 2i\theta_0)$.

Figure 3(c) shows how $\Delta\phi$ evolves versus r . A particular direction of the phase winding is preferred as the BEC is gradually moved away from the cavity midplane. As discussed in the beginning of this section, rather than observe a point of random shot-to-shot density-wave phase due to a $U(1)$ symmetry, we observe that the phase smoothly winds from 0 to $-\pi$ as the BEC crosses the node at the point $\sqrt{2}r/w_0 \approx \sqrt{\pi/2} \approx 1.25$, as expected from Eq. (28). The orange solid line is the predicted theoretical phase difference taking into account (i) the finite mode dispersion $\tilde{\epsilon}$, (ii) the finite size σ_A of the cloud in the transverse plane, and (iii) the aforementioned displacement z_0 of the atoms in \hat{z} from the cavity midplane.

Our theory could not reproduce the width of the transition region in the density-wave phase. We attribute this discrepancy to the coupling between density waves through the nonlinear atom-cavity coupling term that is proportional to g_0^2/Δ_a in Eq. (6), which is not taken into account at the current level of our theory. However, our experimental data are taken above the self-organization transition threshold with a macroscopic population of cavity photons. In this regime, scattering between different cavity modes is no longer negligible. We also note that we have assumed paraxial optics and only taken into account the linear dispersion between transverse modes. Contributions from cavity mirror aberrations (e.g., spherical aberration) could further complicate the phase dependence of transverse modes beyond the included Gouy phase shifts. Finally, we note that the finite extent of the BEC along the cavity axis could play a role. We leave a discussion of this effect to the Appendixes.

VI. DETERMINISTIC EVOLUTION OF THE DENSITY-WAVE PHASE

We report the direct observation of the smooth evolution of the density-wave phase versus transverse position. We use a BEC with a width sufficiently large to span two antinodes in the nonlocal interaction and observe a smooth phase evolution of the density waves within the BEC. That is, we do not observe special $U(1)$ symmetry points at which there is a phase freedom because of the expected symmetry breaking. Rather, the phase smoothly evolves from 0 to π as shown in Fig. 4.

To observe this, we prepare a BEC that is elongated along one direction using a dithered optical tweezers beam to make an elongated trap. The mean position of the BEC is placed away from the center of the cavity transverse plane. Figure 4 shows the cavity field emission above the self-organization transition threshold. As mentioned above, we observe a smooth phase variation from 0 to π across the BEC straddling the two antinodes of the cavity emission that arises from the nonlocal interaction term. This phase evolution is reminiscent of the “spoiled helix” state arising in a single-component Mattis model. Such systems exhibit a ferromagnetic state wherein the spin locally breaks a \mathbb{Z}_2 symmetry but with a local rotation of the definition of up and down spin versus position [22].

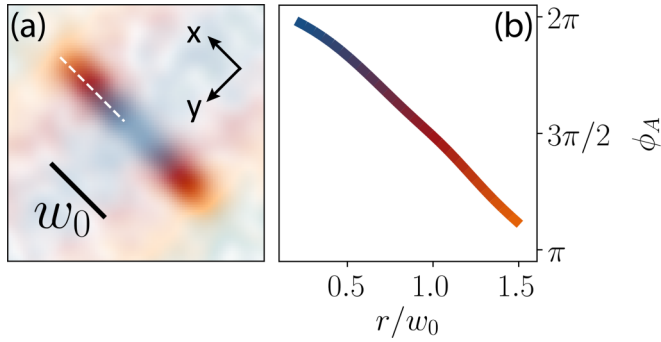


FIG. 4. (a) Reconstructed cavity superradiance from a BEC with length on the order of the cavity waist w_0 . The phase of the atomic density wave varies smoothly from one side of a node to the other. Note that the gas is positioned to only one side of the cavity axis. (b) Line cut of the phase winding as indicated by white dashed line in (a). Here r denotes the distance from the cavity axis.

While this directly indicates that the phase of the density wave formed in the self-organization transition is no longer restricted to be the same in the entire atomic gas, as was predicted in Ref. [5], we do not observe any shot-to-shot fluctuations in this phase evolution pattern. The phase evolution is deterministic, by which we mean that the phase winds with the same pattern from experimental shot to shot and is predictable by accounting for the effects discussed in the preceding section. That is, there is no fluctuation of the phase or change of the winding orientation indicative of an underlying U(1) symmetry at these special radii. By contrast, such fluctuations in the self-organized density wave are expected in a multimode cavity of the ideal concentric configuration [18,19]. Those works showed how such fluctuations of a density wave primarily along the cavity axis could lead to a quantum Brazovskii transition in transversely pumped concentric multimode cavity QED systems. That is, such fluctuations could drive the system from a Dicke-like superradiant, self-ordering phase transition into a Brazovskii-like superradiant self-ordering transition, as discussed in Refs. [18,19]. [The Brazovskii transition [23,24] is a weakly-first-order fluctuation-induced transition that would result in a superfluid smectic (supersmectic) state. The Dicke transition, by contrast, is a second-order mean-field transition to a supersolid state [25].]

The deterministic phase variation we observe in Fig. 4 illustrates that the preferred density-wave phase is different at different locations, but there are no fluctuations in this nonideal confocal cavity. Moreover, such fluctuations in the *longitudinal* direction are not likely to be possible in even an ideal confocal cavity due to the long Rayleigh length of the modes in such a cavity. In summary, various corrections to $\mathcal{D}_{\text{nonlocal}}^+$ in a nonideal confocal cavity lift the expected U(1) symmetry at all positions in the multimode cavity other than the ones in the midplane. This symmetry breaking will hamper one's ability to observe Brazovskii physics in a nonideal confocal cavity pumped with a single field.

The next section proposes a pumping scheme that restores this U(1) symmetry and thus reintroduces the possibility that fluctuations in the phase of the atomic density waves

can drive the system to a supersmectic state via a quantum Brazovskii transition.

VII. PROPOSAL FOR RESTORATION OF U(1) SYMMETRY

The aforementioned rigidity in the allowed phase of the density wave is a direct result of the nonlocal interaction. We now propose a pumping scheme, involving two degenerate resonances in a confocal cavity, for eliminating the $\mathcal{D}_{\text{nonlocal}}^+$ term from the cavity-mediated interaction. This would restore the full phase freedom in the atomic density wave, perhaps allowing Brazovskii physics to be explored in a confocal cavity, even a nonideal one.

We suggest adding a second transverse pump at a frequency near a confocal resonance one FSR away from the first pump. As noted in Eq. (2), the phase variation of different transverse modes depends on the longitudinal index. For a resonance one FSR away, the longitudinal index Q changes by 1. Thus, in this additionally driven set of degenerate mode family resonances, the μ -independent part of the slowly varying phase changes from Θ_{Q_0} to $\Theta_{Q_0} + \pi/2$. Since the atomic-density-wave offset δ can only be adjusted to match one family, we find that for this second mode family, computing the overlap factors as in Eq. (12) gives

$$\mathcal{O}_{\mu}^{\sigma} = \begin{cases} -\sin[n_{\mu}\theta_0(z)], & \sigma = c \\ \cos[n_{\mu}\theta_0(z)], & \sigma = s. \end{cases} \quad (42)$$

Since these are two nearby resonances within the same cavity, it is reasonable to assume that they have the same coupling g_0 and residual mode splittings ϵ . Thus, if we choose the two pumps to have the same effective detuning Δ_{Q_0} and the same pumping strength Ω^2/Δ_a^2 , the relevant total cavity-mediated interaction \mathcal{T} is simply the sum of the contribution from individual resonances

$$\begin{aligned} \mathcal{T}_{\sigma\tau} &= \Delta_{Q_0} \sum_{\mu} \frac{\Xi_{\mu}(\mathbf{r})\Xi_{\mu}(\mathbf{r}')}{\Delta_{\mu} + i\kappa} (\mathcal{O}_{\mu}^{\sigma}\mathcal{O}_{\mu}^{\tau} + \mathcal{O}_{\mu}^{\sigma}\mathcal{O}_{\mu}^{\tau'}) S_{\mu}^{+} \\ &\propto \mathbb{1}\mathcal{G}^{+}(\mathbf{r}, \mathbf{r}', 0). \end{aligned} \quad (43)$$

This identity holds because the sign change in $\mathcal{O}_{\mu}^c\mathcal{O}_{\mu}^s$ versus $\mathcal{O}_{\mu}^s\mathcal{O}_{\mu}^c$ cancels the off-diagonal components. Therefore, the combined interaction \mathcal{T} is now diagonal in the basis of $\psi_{c,s}$ and the system exhibits a U(1) symmetry in the entirety of the cavity's transverse plane. We note that this result is general and does not rely on an ideal cavity or the atoms being at special radii in the midplane of the cavity. Combined with a short-range local interaction $\mathcal{G}^{+}(\mathbf{r}, \mathbf{r}', 0)$, observation of fluctuations in atomic density wave in a large BEC should be possible, which may in turn lead to a Brazovskii transition.

VIII. CAVITY-MEDIATED INTERACTION IN THREE DIMENSIONS

In the discussion so far, we have assumed that the cavity couples to atomic density waves. Under this assumption, combined with the restriction of atoms to a thin cloud with $w_z \ll z_R$, we could ignore the z dependence of the cavity-mediated interaction and replace it with the matrix structure in terms of sine and cosine quadratures of atomic density waves. In order to be able to apply the results discussed here to spin

models (where atoms could in principle be placed at arbitrary positions \mathbf{r} and z), such as that recently realized in a BEC system [4], it is useful to also present the cavity-mediated interaction with its z dependence included. That is, we allow for interactions between atoms at distinct longitudinal coordinates z and z' . We thus consider

$$\mathcal{D}_{3D}^+(\mathbf{r}, \mathbf{r}', z, z') = \sum_{\mu} \frac{\Phi_{\mu}(\mathbf{r}, z)\Phi_{\mu}(\mathbf{r}', z')}{1 + \tilde{\epsilon}n_{\mu} + i\tilde{\kappa}} \mathcal{S}_{\mu}^+, \quad (44)$$

where $\Phi_{\mu}(\mathbf{r}, z) = \Xi_{\mu}(\mathbf{r}) \cos[k_r z - \Theta_{Q_0}(z) - n_{\mu}\theta_0(z)]$ is the full mode function. One may see that this takes the form

$$\begin{aligned} \mathcal{D}_{3D}^+(\mathbf{r}, \mathbf{r}', z, z') &= \frac{1}{4} \sum_{\tau, \tau' = \pm} \mathcal{G}(\mathbf{r}, \mathbf{r}', -i[\tau\theta_0(z) + \tau'\theta_0(z')]) \\ &\times e^{ik_r(\tau z + \tau' z') - i[\tau\Theta_{Q_0}(z) + \tau'\Theta_{Q_0}(z')]} \end{aligned} \quad (45)$$

This expression represents the most general cavity-mediated interaction in a near-confocal cavity.

Moreover, we can now transform this expression into the form used in the companion paper [13]. To do so, we should consider this expression under the special condition that we work near the midpoint of the cavity so that the z separation between atoms is small compared to the Rayleigh length. We may then neglect the z dependence of θ_0 and Θ_{Q_0} and use $\mathcal{G}(\mathbf{r}, \mathbf{r}', -i\pi/2) = \mathcal{G}(\mathbf{r}, \mathbf{r}', i\pi/2)$ to write

$$\begin{aligned} \mathcal{D}_{3D}^+(\mathbf{r}, \mathbf{r}', z, z') &= \frac{1}{2} \{ \mathcal{G}(\mathbf{r}, \mathbf{r}', 0) \cos[k_r(z - z')] \\ &+ \mathcal{G}(\mathbf{r}, \mathbf{r}', -2i\theta_0) \cos[k_r(z + z') - 2\Theta_{Q_0}] \}. \end{aligned} \quad (46)$$

For even cavities, Θ_{Q_0} is an integer multiple of π and thus we can write

$$\begin{aligned} \mathcal{D}_{3D}^+(\mathbf{r}, \mathbf{r}', z, z') &= \frac{1}{2} \{ \mathcal{G}_{\text{local}}(\mathbf{r}, \mathbf{r}') \cos[k_r(z - z')] \\ &\pm \mathcal{G}_{\text{nonlocal}}(\mathbf{r}, \mathbf{r}') \cos[k_r(z + z')] \}. \end{aligned} \quad (47)$$

This expression matches the form of the interaction introduced in the companion paper [13]. Integrating this over atomic density waves naturally recovers the interaction matrix discussed in Sec. III A, while for spin degrees of freedom, this expression can be directly applied, depending on the locations of trapped spinful atoms.

IX. BEYOND CONFOCAL CAVITIES

All the results so far are based on cavity configurations near the confocal geometrical configuration. However, there exists a much wider set of Fabry-Pérot cavity configurations with resonances at which multiple modes become degenerate. To describe these cases, let us note that we can consider all degeneracies as arising from the way the frequencies of different transverse modes shift and cross as one varies the length of the cavity from a short (nearly planar) configuration of $L \ll R$, past the confocal point of $L = R$, and toward the concentric limit of $L = 2R$. This is illustrated in Fig. 5. In the following we first review the basic physics of higher-order degeneracies, generalizing the discussion of Ref. [8]. We provide the following summary here for completeness.

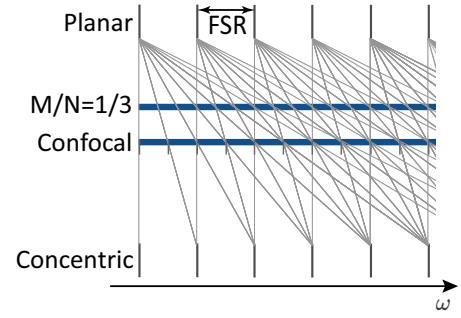


FIG. 5. Diagram illustrating evolution of cavity frequencies versus changing cavity length. Black vertical lines at the top of the panel indicate different longitudinal resonances, separated by one free spectral range. As one moves from the planar limit (top, $L \ll R$) to the concentric limit (bottom, $L = 2R$), the different transverse modes within a given mode family split and cross those from higher longitudinal families. Some degenerate configurations are indicated by horizontal blue lines.

A. Generalized degeneracy conditions

The cavity lengths at which degeneracies occur can be understood by considering the frequency at which the fundamental (i.e., TEM_{00} mode) of one family is crossed by the N th transverse modes of a family that is M FSRs away. That is to say, the $n_{\mu} = 0$ mode of one family (with longitudinal mode number Q_0) is degenerate with the modes $n_{\mu} = N$ from a different family with longitudinal mode number $Q_0 - M$. We refer to these as M/N resonances. For example, the confocal situation corresponds to $M/N = 1/2$ and concentric to $M/N = 1$. Due to the linearity of the frequency shifts with mode index, we may note that at the M/N degeneracy, as well as the $n_{\mu} = 0$ mode of one family being degenerate with the $n_{\mu} = N$ mode of the family M FSRs away, it is also degenerate with the $n_{\mu} = 2N$ th mode of the family $2M$ away, and so on. Therefore, the cavity becomes highly degenerate. Moreover, the first-order transverse modes of a given family will be degenerate with the $(N + 1)$ th modes of the family M away, etc. Thus, there are N distinct types of degenerate points, generalizing the two odd and even sets of degenerate families of the confocal case.

The condition on cavity length and mirror curvature required for such a degeneracy can be found by requiring equal wave vectors between pairs of modes indexed as described above. Using the mode functions as written in Eq. (2) and in particular the phase $\theta_{\mu, Q}(z)$ written in Eq. (3), we find that to match the boundary conditions for which cavity light vanishes on axis at the mirrors at $z = \pm L/2$, we require that

$$-k_{\mu, Q} \frac{L}{2} - \theta_{\mu, Q}(-L/2) = \frac{\pi}{2}, \quad (48)$$

$$k_{\mu, Q} \frac{L}{2} - \theta_{\mu, Q}(L/2) = \frac{\pi}{2} + Q\pi, \quad (49)$$

where $k_{\mu, Q}$ is the wave vector associated with the mode with transverse index μ and longitudinal mode number Q . Note that, as per its definition, Q counts the phase difference between the mirrors, thus labeling the longitudinal mode number. In addition, to match the boundary condition across the transverse plane of the mirrors, we require that the radius

of curvature $R(z)$ at the mirror locations $z = \pm L/2$ should match the mirror curvature R .

To solve Eqs. (48) and (49), we take sums and differences. Using the definition of $\theta_{\mu,Q}(z)$ in Eq. (3), these yield the following equations:

$$k_{\mu,Q}L = Q\pi + 2\psi(L/2)(1 + n_\mu), \quad (50)$$

$$2\xi_{\mu,Q} = (Q + 1)\pi + 2n_\mu\psi(L/2). \quad (51)$$

Equation (50) is the condition to solve for degenerate points. Specifically, our M/N resonance means that the values of $k_{\mu,Q}$ should be equal for (n_μ, Q) and $(n_\mu + N, Q - M)$. The condition for this to occur is thus $M\pi = 2N\psi(L/2)$. Using the definition of $\psi(z)$, we may regard this condition as defining z_R in terms of $L/2$ to ensure resonance. We can then use this, combined with the definition of $R(z)$, to find the radius of curvature at the mirrors. We thus find that the M/N resonance corresponds to

$$z_R = \frac{L}{2} \cot\left(\frac{M\pi}{2N}\right), \quad R = \frac{L}{2} \operatorname{cosec}^2\left(\frac{M\pi}{2N}\right).$$

From this condition we may note that even with a small range of tunability of cavity length L , one can nonetheless realize high-order resonances by finding irreducible fractions M/N near the confocal point of $M/N = 1/2$.

We may note that since the degeneracy is between transverse modes with total index n_μ separated by N , there will be N separate degeneracies, corresponding to $\eta = n_\mu \bmod N$, with $\eta \in \{0, \dots, N-1\}$. Each of these families has an offset cosine along the longitudinal direction. To see this, one may note that from the degeneracy condition between modes (n_μ, Q) and $(n_\mu + N, Q - M)$, we may thus label $n_\mu = \eta + PN$ and $Q = Q_0 - PM$ for integer P , where Q_0 is the longitudinal mode number of the lowest transverse mode in the given family. As a result, $\xi_{\mu,Q} = \xi_{Q_0} = (\pi/2)(Q_0 + 1 + \eta M/N)$ is constant within a given degenerate family. We also see that as with the confocal case, families separated by one FSR differ in phase by $\pi/2$, giving an associated offset of the atomic density waves. We may note that while for the confocal resonance different mode families had an orthogonal longitudinal dependence, this is not true for general M/N .

B. Generalized interaction matrix

Having found the resonances, we may now consider one near-degenerate family with $k_{\mu,Q} = k_r$ and find the effective interaction matrix. Focusing on a single degenerate family, we consider atomic density waves of the form $\cos(k_r z + \delta)$ and $\sin(k_r z + \delta)$ with a phase offset $\delta = \Theta_{Q_0}(z_0)$ chosen to match the given family. One may show that the matrix describing the cavity-mediated matrix of Green's functions takes exactly the same form as in Eq. (9), but with modified overlap functions and a modified factor \mathcal{S}_μ . Specifically, the angle $\theta_0(z_0)$ appearing in \mathcal{O}_μ^σ is now given by $\theta_0(z_0) = \psi(z_0) + \psi(L/2) = \arctan(z_0/z_R) + M\pi/2N$, and the factor restricting the mode summation should now be

$$\mathcal{S}_\mu^\eta = \frac{1}{N} \sum_{s=0}^{N-1} \exp[i2\pi s(n_\mu - \eta)/N].$$

This gives 1 for $n_\mu = \eta \bmod N$ and zero otherwise. The label η thus replaces the \pm label for even or odd modes. We can then similarly define

$$\mathcal{G}^\eta(\mathbf{r}, \mathbf{r}', \varphi) = \frac{1}{N} \sum_{s=0}^{N-1} e^{-i2\pi s\eta/N} \mathcal{G}\left(\mathbf{r}, \mathbf{r}', \varphi - i2s\frac{\pi}{N}\right). \quad (52)$$

Using the above, we can then calculate the interaction matrix, the equivalent of Eq. (18); we find

$$\begin{aligned} 2\mathcal{D}^\eta(\mathbf{r}, \mathbf{r}') &= \mathbb{1}\mathcal{G}^\eta(\mathbf{r}, \mathbf{r}', 0) \\ &+ \frac{\sigma^z}{2} [\mathcal{G}^\eta(\mathbf{r}, \mathbf{r}', -2i\theta_0) + \mathcal{G}^\eta(\mathbf{r}, \mathbf{r}', 2i\theta_0)] \\ &+ \frac{\sigma^x}{2i} [\mathcal{G}^\eta(\mathbf{r}, \mathbf{r}', -2i\theta_0) - \mathcal{G}^\eta(\mathbf{r}, \mathbf{r}', 2i\theta_0)], \end{aligned} \quad (53)$$

which is identical in structure to the confocal case, up to the replacement of \mathcal{G}^+ by \mathcal{G}^η and the modified value of θ_0 . One may also verify that by taking $M/N \rightarrow 1/2$ and using $\eta = 0, 1$ for the \pm families, we recover the confocal results.

In the confocal case, neglecting the effects of finite cloud size, we noted that at the cavity midplane, $z_0 = 0$, and the coupling between sine and cosine density waves vanished at all radii. The same applies here for $\eta = 0$ (analogous to the even modes considered before). In fact, we can extend this to all η if we consider an η -dependent shift to the phase offset δ . Specifically, we choose the offset such that the overlap factors become

$$\mathcal{O}_\mu^\sigma = \begin{cases} \cos(n_\mu\theta_0 - \pi M\eta/2N), & \sigma = c \\ \sin(n_\mu\theta_0 - \pi M\eta/2N), & \sigma = s. \end{cases} \quad (54)$$

With this, we find that at the cavity midplane (where $\theta_0 = M\pi/2N$), the remaining kernel takes the form

$$\begin{aligned} 2\mathcal{D}^\eta(\mathbf{r}, \mathbf{r}') &= \mathbb{1}\mathcal{G}^\eta(\mathbf{r}, \mathbf{r}', 0) \\ &+ \sigma^z e^{-i\pi M\eta/N} \mathcal{G}^\eta(\mathbf{r}, \mathbf{r}', -iM\pi/N). \end{aligned} \quad (55)$$

In terms of the spatial structure of these functions, there is one notable difference between the confocal case and the higher-order resonances. This is that in the confocal case, $N = 2$, and at the cavity midplane, the angle $\theta_0 = \pi/4$ led to an especially simple form of the nonlocal interaction, $\cos(2\mathbf{r} \cdot \mathbf{r}'/w_0^2)$. For the higher-order resonances, no such simplification occurs and thus the nonlocal interaction takes a form involving a sum of terms of the more general form $\cos[A + \mathbf{B}\mathbf{r} \cdot \mathbf{r}'/w_0^2 + C(\mathbf{r}^2 + \mathbf{r}'^2)/w_0^2]$. Thus, for such a higher resonance, the output light coming from a single spot involves not only a set of parallel fringes (contours of constant $\mathbf{r} \cdot \mathbf{r}'$), but also a set of circular fringes around the location of the atom cloud. Whether such interactions could be used for engineering interesting cavity-mediated spin-spin interactions is the subject left for future work.

X. CONCLUSION AND OUTLOOK

We have shown that the structure of Gaussian modes in a near-confocal multimode cavity leads to cavity-mediated atom-atom interactions that can favor distinct patterns of atomic density waves as one moves transversely across the cavity. We found, moreover, that specific radii can exist where

there is phase freedom for the atomic density wave. For a perfectly confocal cavity and small-sized BECs, such radii exist at all longitudinal distances along the cavity. Including effects of finite nonconfocality, the emergent symmetry exists on the midplane of the cavity, while elsewhere we have symmetry breaking. Nonetheless, the symmetry-broken state still shows interesting phase evolution of the atomic density wave versus radius, smoothly evolving between sine and cosine density waves as the atomic gas is moved across the transverse plane. Such behavior matches that which we report experimentally.

The results presented here provide the foundation to further control the cavity-mediated interaction among intracavity atoms and atomic spins. In particular, we showed that a configuration involving two pump laser frequencies can induce a full U(1) symmetry, even accounting for imperfections of the real cavity. This provides a route to exploring liquid crystalline order [18,19] in experimentally accessible conditions with a confocal cavity. At the same time, we showed how other, more complex, interactions can be engineered, by using higher-order cavity resonances. In particular, since resonances are labeled by irreducible fractions M/N , high-order resonances can be realized without requiring a significant change of cavity length. These higher-order resonances provide a further tool in realizing tunable cavity-mediated interactions.

ACKNOWLEDGMENTS

We acknowledge funding support from the Army Research Office, the National Science Foundation under Grant No. CCF-1640075, and the Semiconductor Research Corporation under Grant No. 2016-EP-2693-C. J.K. acknowledges support from SU2P.

APPENDIX A: FINITE BEC EXTENT ALONG THE CAVITY AXIS

One additional effect that may be considered as a source of breaking of the U(1) symmetry is the finite extent of the

atom gas along the cavity axis. This corresponds to relaxing our simplifying assumption that the phase of cavity modes is constant over the extent of the atomic gas and can result in a more complicated overlap factor in Eq. (12). However, as shown below, this effect on its own does not lead to a smooth phase evolution.

To account for this effect, we must return to the definition of the overlap factor to include variation of the Gouy phase in the integral over z that appears in this factor. That is, we cannot write this effect as a single integral over z at the end of the calculation. From Eq. (11), the phase variation along the cavity axis direction is $\theta_0(z) = \pi/4 + \arctan(z/z_R)$. We may expand around the midpoint of the atom cloud, z_0 , and linearize to write $\theta_0(z) \approx \theta_0(z_0) + \theta'_0(z_0)(z - z_0)$. The modified overlap factor should then include an integral over the density profile $|Z(z - z_0)|^2$ of the atoms along the z direction,

$$\mathcal{O}_\mu^\sigma = \int dz |Z(z - z_0)|^2 \times \begin{cases} \cos [n_\mu \theta_0(z)], & \sigma = c \\ \sin [n_\mu \theta_0(z)], & \sigma = s. \end{cases} \quad (\text{A1})$$

Assuming a Gaussian density profile

$$|Z(z - z_0)|^2 = \frac{1}{\sqrt{2\pi} w_z^2} \exp\left(-\frac{(z - z_0)^2}{2w_z^2}\right), \quad (\text{A2})$$

the result of the integral is given by

$$\mathcal{O}_\mu^\sigma = \begin{cases} \cos [n_\mu \theta_0(z_0)] \exp\left[-\frac{n_\mu^2 [w_z \theta'_0(z_0)]^2}{2}\right], & \sigma = c \\ \sin [n_\mu \theta_0(z_0)] \exp\left[-\frac{n_\mu^2 [w_z \theta'_0(z_0)]^2}{2}\right], & \sigma = s. \end{cases} \quad (\text{A3})$$

Because of the appearance of the n_μ^2 factor in the exponent, we can no longer apply Eq. (15) to evaluate the sum in Eq. (14). We can nonetheless see that the off-diagonal term still vanishes for $\theta(z_0) = \pi/4$. Thus, once again, we see that the variation of the cavity mode phase has no effect on the symmetry breaking for atoms located at the midplane of the cavity. The presence of the n_μ^2 factor in the exponent also means that we can no longer find a simple expression for the effect of this term away from the cavity midplane. We leave additional explorations of this effect to future work.

APPENDIX B: FIELD PROFILE IN A CONFOCAL CAVITY

In order to understand the effects of the confocal cavity-mediated interaction, it is helpful to evaluate the cavity light profile corresponding to a given atomic cloud position. The full cavity field profile can be written as

$$\Phi(\mathbf{r}, z) \propto \sum_\mu \alpha_\mu \Xi_\mu \left(\frac{w_0 \mathbf{r}}{w(z)} \right) \cos \left[k_r \left(z + \frac{r^2}{R(z)} \right) - \Theta_{Q_0} - n_\mu \theta_0(z) \right] \mathcal{S}_\mu^+, \quad (\text{B1})$$

where α_μ is given by Eq. (19) and $R(z)$ is the radius of curvature of the wave front defined below Eq. (2). In writing this, to find the full three-dimensional variation of the field, we have made explicit the variation of the beam waist $w(z) = w_0 \sqrt{1 + z^2/z_R^2}$ along the cavity axis, which was implicit in previous equations. In the adiabatic limit, we can write α_μ in terms of the condensate density profile, and considering the exact confocal case, we make use of Eq. (15) to perform the summation over μ . This yields

$$\Phi(\mathbf{r}, z) \propto \text{Re} \left(\int d\mathbf{r}' \rho(\mathbf{r}') D_{3D} \left(\frac{w_0 \mathbf{r}}{w(z)}, \mathbf{r}'; z \right) \exp \left\{ i \left[k_r \left(z + \frac{r^2}{R(z)} \right) - \Theta_{Q_0} \right] \right\} \right), \quad (\text{B2})$$

with

$$4D_{3D}(\mathbf{r}, \mathbf{r}'; z) = G(\mathbf{r}, \mathbf{r}', -\theta_0(z) + \theta_0(z_0)) + e^{2i\tau} G(\mathbf{r}, \mathbf{r}', -\theta_0(z) - \theta_0(z_0)) + G(\mathbf{r}, \mathbf{r}', -\theta_0(z) + \theta_0(z_0) + \pi) + e^{2i\tau} G(\mathbf{r}, \mathbf{r}', -\theta_0(z) - \theta_0(z_0) + \pi), \quad (\text{B3})$$

where $\tau = 0$ ($\pi/2$) differentiates between χ_c (χ_s) density waves. Assuming that the atoms are in a Gaussian transverse profile with width σ_A centered at \mathbf{r}_0 , as in Eq. (39), we can explicitly evaluate the integral

$$\int d\mathbf{r}' \rho(\mathbf{r}') G(\mathbf{r}, \mathbf{r}', \phi) = \frac{w_0^2 e^{-i\phi}}{2\pi(4\sigma_A^2 \cos \phi - iw_0^2 \sin \phi)} \exp \left[-\frac{2\mathbf{r}_0^2 \cos \phi - 4\mathbf{r}_0 \cdot \mathbf{r} + 2\mathbf{r}^2(w_0^2 \cos \phi - i4\sigma_A^2 \sin \phi)/w_0^2}{4\sigma_A^2 \cos \phi - iw_0^2 \sin \phi} \right]. \quad (\text{B4})$$

Summing over all the contributions in Eq. (B3), we can then compute the total light field inside the cavity. For a BEC located at $z = 0$, the field in the cavity transverse plane reduces to a simple form

$$\Phi(\mathbf{r}) \propto \frac{w_0^2}{4\pi\sigma_A^2} \left[\exp \left(\frac{-(\mathbf{r} - \mathbf{r}_0)^2}{2\sigma_A^2} \right) + \exp \left(\frac{-(\mathbf{r} + \mathbf{r}_0)^2}{2\sigma_A^2} \right) \right] + \frac{e^{2i\tau}}{\pi} \exp \left(-\frac{4\sigma_A^2 |\mathbf{r}|^2}{w_0^4} \right) \cos \left(\frac{2\mathbf{r} \cdot \mathbf{r}_0}{w_0^2} \right). \quad (\text{B5})$$

The overall amplitude of the nonlocal contribution $\cos(2\mathbf{r} \cdot \mathbf{r}'/w_0^2)$ decays like a Gaussian with width determined by the transverse size of the atom density profile.

-
- [1] H. Ritsch, P. Domokos, F. Brennecke, and T. Esslinger, Cold atoms in cavity-generated dynamical optical potentials, *Rev. Mod. Phys.* **85**, 553 (2013).
- [2] J. Léonard, A. Morales, P. Zupancic, T. Esslinger, and T. Donner, Supersolid formation in a quantum gas breaking a continuous translational symmetry, *Nature (London)* **543**, 87 (2017).
- [3] A. J. Kollár, A. T. Papageorge, V. D. Vaidya, Y. Guo, J. Keeling, and B. L. Lev, Supermode-density-wave-polariton condensation with a Bose-Einstein condensate in a multimode cavity, *Nat. Commun.* **8**, 14386 (2017).
- [4] R. M. Kroeze, Y. Guo, V. D. Vaidya, J. Keeling, and B. L. Lev, Spinor Self-Ordering of a Quantum Gas in a Cavity, *Phys. Rev. Lett.* **121**, 163601 (2018).
- [5] V. D. Vaidya, Y. Guo, R. M. Kroeze, K. E. Ballantine, A. J. Kollár, J. Keeling, and B. L. Lev, Tunable-Range, Photon-Mediated Atomic Interactions in Multimode Cavity QED, *Phys. Rev. X* **8**, 011002 (2018).
- [6] N. Schine, A. Ryou, A. Gromov, A. Sommer, and J. Simon, Synthetic Landau levels for photons, *Nature (London)* **534**, 671 (2016).
- [7] L. G. Gouy, Sur une propriété nouvelle des ondes lumineuse, C. R. Hebd. Seances Acad. Sci. **110**, 1251 (1890); Sur la propagation anormale des ondes, *Ann. Chim. Phys.* **24**, 145 (1891).
- [8] A. E. Siegman, *Lasers* (University Science Books, Sausalito, 1986).
- [9] R. W. Boyd, Intuitive explanation of the phase anomaly of focused light beams, *J. Opt. Soc. Am.* **70**, 877 (1980).
- [10] S. Feng and H. G. Winful, Physical origin of the Gouy phase shift, *Opt. Lett.* **26**, 485 (2001).
- [11] M. Padgett, On the focusing of light, as limited by the uncertainty principle, *J. Mod. Opt.* **55**, 3083 (2008).
- [12] T. D. Visser and E. Wolf, The origin of the Gouy phase anomaly and its generalization to astigmatic wavefields, *Opt. Commun.* **283**, 3371 (2010).
- [13] Y. Guo, R. M. Kroeze, V. D. Vaidya, J. Keeling, and B. L. Lev, Sign-Changing Photon-Mediated Atom Interactions in Multimode Cavity Quantum Electrodynamics, *Phys. Rev. Lett.* **122**, 193601 (2019).
- [14] P. Domokos and H. Ritsch, Collective Cooling and Self-Organization of Atoms in a Cavity, *Phys. Rev. Lett.* **89**, 253003 (2002).
- [15] A. T. Black, H. W. Chan, and V. Vuletić, Observation of Collective Friction Forces due to Spatial Self-Organization of Atoms: From Rayleigh to Bragg Scattering, *Phys. Rev. Lett.* **91**, 203001 (2003).
- [16] K. Baumann, C. Guerlin, F. Brennecke, and T. Esslinger, Dicke quantum phase transition with a superfluid gas in an optical cavity, *Nature (London)* **464**, 1301 (2010).
- [17] P. Kirton, M. M. Roses, J. Keeling, and E. G. Dalla Torre, Introduction to the Dicke Model: From Equilibrium to Nonequilibrium, and Vice Versa, *Adv. Quantum Technol.* **2**, 1800043 (2019).
- [18] S. Gopalakrishnan, B. L. Lev, and P. M. Goldbart, Emergent crystallinity and frustration with Bose-Einstein condensates in multimode cavities, *Nat. Phys.* **5**, 845 (2009).
- [19] S. Gopalakrishnan, B. L. Lev, and P. M. Goldbart, Atom-light crystallization of Bose-Einstein condensates in multimode cavities: Nonequilibrium classical and quantum phase transitions, emergent lattices, supersolidity, and frustration, *Phys. Rev. A* **82**, 043612 (2010).
- [20] G. Labeyrie, E. Tesio, P. M. Gomes, G. L. Oppo, W. J. Firth, G. R. M. Robb, A. S. Arnold, R. Kaiser, and T. Ackemann, Optomechanical self-structuring in a cold atomic gas, *Nat. Photon.* **8**, 321 (2014).
- [21] A. J. Kollár, A. T. Papageorge, K. Baumann, M. A. Armen, and B. L. Lev, An adjustable-length cavity and Bose-Einstein condensate apparatus for multimode cavity QED, *New J. Phys.* **17**, 043012 (2015).
- [22] M. B. Weissman and P. G. Wolynes, Hopfield models and spin-density waves in metallic spin glasses, *Phys. Rev. B* **46**, 14209 (1992).
- [23] S. A. Brazovskii, Phase transition of an isotropic system to a nonuniform state, *Sov. Phys. JETP* **41**, 85 (1975).
- [24] P. C. Hohenberg and J. B. Swift, Metastability in fluctuation-driven first-order transitions: Nucleation of lamellar phases, *Phys. Rev. E* **52**, 1828 (1995).
- [25] J. Léonard, A. Morales, P. Zupancic, T. Donner, and T. Esslinger, Monitoring and manipulating Higgs and Goldstone modes in a supersolid quantum gas, *Science* **358**, 1415 (2017).